

DULUX D/E 10 W/830 G24Q-1

OSRAM DULUX D/E | CFLni, 2 tubes, with 4-pin base for ECG operation



- Offices, public buildings
- Shops
- Supermarkets and department stores
- Hotels, restaurants
- Industry

Product benefits

- Very economical
- Good quality of light
- Excellent luminous flux
- Long service life
- Improved maintenance
- Easier handling thanks to the new GR14q-1 base system
- OSRAM System+ Guarantee in combination with OSRAM QUICKTRONIC ECG

Product features

- Short and compact pin-base lamp with double-turn tubes
- Average life: 20,000 h (with QUICKTRONIC)
- Color rendering index R_a : 80...89
- Dimmable (3...100 %)
- Single-ended four-pin plug-in G24q base
- Operates on battery, solar and AC power with suitable Electronic Control Gear



Technical data

Electrical data

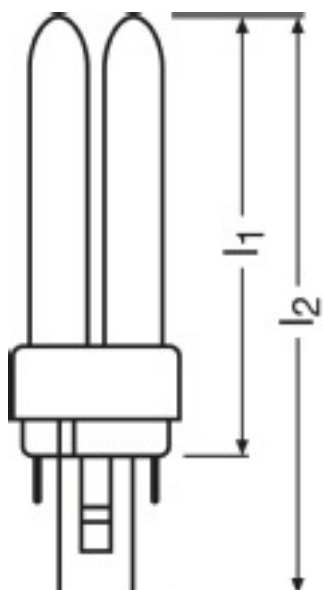
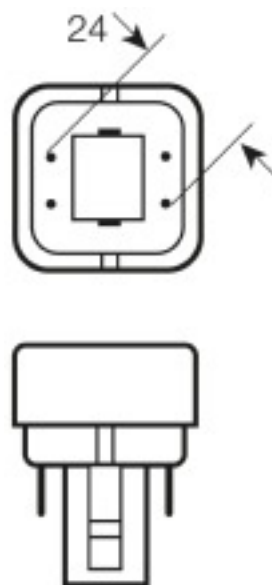
Nominal wattage	10 W
Rated lamp efficacy (HF data)	Under clarification by authority and standardization body
Rated lamp efficacy (standard condition)	60 lm/W
Rated wattage	10 W

Light technical data

Color rendering index Ra	80...89
Rated luminous flux	600 lm
Luminous flux at 25 °C	600 lm
Light color	830
Color temperature	3000 K
Nominal luminous flux	600 lm
Light color as per EN 12464-1	LUMILUX Warm White
Rated LLMF at 2,000 h	0.90
Rated LLMF at 4,000 h	0.86
Rated LLMF at 6,000 h	0.84
Rated LLMF at 8,000 h	0.82
Rated LLMF at 12,000 h	0.79
Rated LLMF at 16,000 h	0.78
Rated LLMF at 20,000 h	0.76
Luminance	4 cd/cm ²

Dimensions & weight

Length	103.0 mm
Length acc. to IEC standard	95 mm
Length with base excl. base pins/connection	87.00 mm

*Product line drawing with letters**Base*

Colors & materials

Lamp mercury content	1.4 mg
----------------------	--------

Temperatures

Rated ambient temp.w.max.luminous flux	25.0 °C
--	---------

Lifespan

Service life	13000 h ¹⁾
Rated lamp survival factor at 2,000 h	0.99
Rated lamp survival factor at 4,000 h	0.99
Rated lamp survival factor at 6,000 h	0.99
Rated lamp survival factor at 8,000 h	0.99
Rated lamp survival factor at 12,000 h	0.95
Rated lamp survival factor at 16,000 h	0.81
Rated lamp survival factor at 20,000 h	0.50

Lifespan

Operation mode LLMF/LSF	HF
Lifespan	20000 h ¹⁾

¹⁾ With preheat ECG

Additional product data

Base (standard designation)	G24q-1
Appropriate disposal acc. to WEEE	Yes

Capabilities

Suitable for indoor	Yes
---------------------	-----

Certificates & standards

EEI – Energy Label	B
--------------------	---

Lamp-ECG combination (System)

DT-D/E 10-13/220-240 C

Nominal current	0.09 (A)
Nominal wattage	10 (W)
Nominal wattage + Power loss	2.00 (W)
Luminous flux	600 (lm)
Ambient temperature range	-15...+50 (°C)
Number of lighting outlets	1

Products

DT-D/E 10-13/220-240 C

DT-D/E 10-13/220-240 L

Nominal current	0.09 (A)
Nominal wattage	10 (W)
Nominal wattage + Power loss	2.00 (W)
Luminous flux	600 (lm)
Ambient temperature range	-15...+50 (°C)
Number of lighting outlets	1

Products

DT-D/E 10-13/220-240 L

DT-D/E 10-13/220-240 P

Nominal current	0.09 (A)
Nominal wattage	10 (W)
Nominal wattage + Power loss	2.00 (W)
Luminous flux	600 (lm)
Ambient temperature range	-15...+50 (°C)
Number of lighting outlets	1

Products

DT-D/E 10-13/220-240 P

QT-ECO 1x4-16/220-240 L

Nominal current	0.08 (A)
Nominal wattage	9.5 (W)
Nominal wattage + Power loss	2.00 (W)
Luminous flux	600 (lm)
Ambient temperature range	-15...+50 (°C)
Number of lighting outlets	1

Products

QT-ECO 1x4-16/220-240 L

QT-ECO 1x4-16/220-240 S

Nominal current	0.08 (A)
Nominal wattage	9.5 (W)
Nominal wattage + Power loss	2.00 (W)
Luminous flux	600 (lm)
Ambient temperature range	-15...+50 (°C)
Number of lighting outlets	1

Products

QT-ECO 1x4-16/220-240 S

QT-ECO 2x5-11/220-240 S

Nominal current	0.14 (A)
Nominal wattage	18 (W)
Nominal wattage + Power loss	2.00 (W)
Luminous flux	600 (lm)
Ambient temperature range	-15...+50 (°C)
Number of lighting outlets	2

Products

QT-ECO 2x5-11/220-240 S

QTP-D/E 1x10-13

Nominal current	0.05 (A)
Nominal wattage	10 (W)
Nominal wattage + Power loss	2.00 (W)
Luminous flux	600 (lm)
Ambient temperature range	-20...+50 (°C)
Number of lighting outlets	1

Products

QTP-D/E 1x10-13

QTP-D/E 2x10-13

Nominal current	0.09 (A)
Nominal wattage	19.5 (W)
Nominal wattage + Power loss	1.50 (W)
Luminous flux	600 (lm)
Ambient temperature range	-20...+50 (°C)
Number of lighting outlets	2

Products

QTP-D/E 2x10-13

Equipment / Accessories

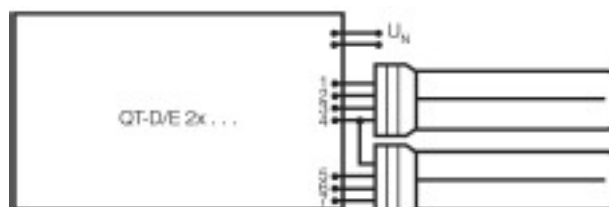
- Suitable for operation on electronic control gear

Safety advice

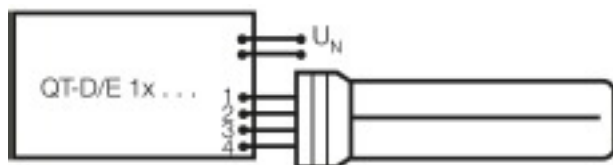
In case of lamp breakage: www.osram.com/brokenlamp



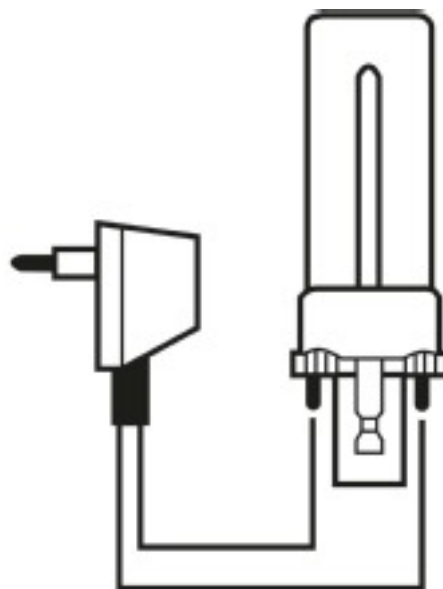
Circuit diagram



Circuit diagram



Circuit diagram



Circuit diagram

Logistical Data

Product code	Packaging unit (Pieces/Unit)	Dimensions (height x width x length)	Gross weight	Volume
4050300419435	Folding carton box 1	36 mm x 36 mm x 120 mm	43.75 g	0.16 dm ³
4050300419442	Shipping carton box 10	108 mm x 132 mm x 160 mm	477.75 g	2.28 dm ³

References / Links

For more information on QUICKTRONIC electronic control gear go to

▶ www.osram.com/QUICKTRONIC

Disclaimer

Subject to change without notice. Errors and omission excepted. Always make sure to use the most recent release.