
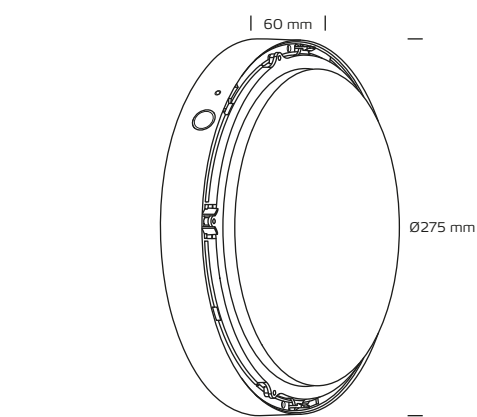
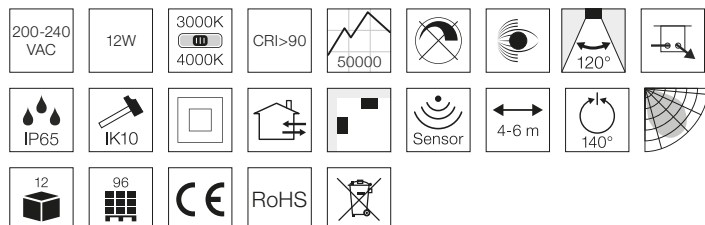


Palma Sensor 12W

Technical data

Voltage	200-240 VAC 50 Hz
System effect	12W
Light source	10W LED, item no. 96000023 
Colour temperature	3000 / 4000 Kelvin CCT switch
Light intensity, round cover	850 / 900 Lumen
Light intensity, eyelid cover	550 / 580 Lumen
Colour rendering	CRI>90
Expected lifespan	50,000 hours
Dimmable, how	No
Flicker free	Yes, according to the new Ecodesign / ErP directive (September 2021)
SVM <0.4	Yes
PstLM <1	Yes
SDCM	One single LED <3
Beam angle	120°
Exterior dimensions	Ø275 mm, D: 60 mm
Possibility of through wiring	Ja, 2 x 3G1,5
IP-class	IP65
IK-class	IK10
Insulation class	Class II
Material	Polycarbonate
Environment	Indoors and outdoors
Sensor, detection angle	140°
Sensor, detection area	4-6 m
Sensor, hold time	5 sec / 1 min / 3 min / 10 min
Daylight sensor	30 Lux / disable
Stand-by dim level	Off / 20%
Stand-by dim level period	On / 15 min
Recommended mounting height, wall	1.8 m
Recommended mounting height, ceiling	3 m
Warranty, product / surface	5 years / 2 years
Approvals	CE



*The drawing is not drawn to scale

Product information

- Flicker free according to the new Ecodesign / ErP directive (September 2021)
- CCT switch 3000K / 4000K
- High colour rendering index (CRI>90)
- Built-in stand-by dim function

NB: Always use cables of a type approved for permanent installation according to the current legislation. If the cables are in contact with the lamp cover, use cables with an operating temperature of at least 70° C.

Item no.	EAN no.	Type	Colour
96103091	5704629002128	With sensor	Matt black (RAL 9005)

Accessories

Item no.	EAN no.	Type	Colour
96119099	5704629002135	Cover, round	Matt black (RAL 9005)
96129099	5704629002142	Cover, eyelid	Matt black (RAL 9005)