



# CoreLine Waterproof

## WT120C G2 LED60S/840 PSD L1500

Coreline Waterproof G2 LSC - LED Module, system flux 6000 lm  
- 840 neutral white - Power supply unit with DALI interface

CoreLine waterproof delivers on the CoreLine promise of innovative, easy-to-use and high-quality luminaires. CoreLine waterproof products can directly replace traditional waterproof luminaires with fluorescent lamps ranging from 18W up to 58W. With its slim and stylish design, it continues to keep its well-known and appreciated architecture. Installation is quick and easy, all thanks to its efficient design. CoreLine waterproof provides better wide-beam light distribution for straightforward and effective lighting. Interact Ready luminaires with integrated wireless communications are also available in this range, ready to be used with Interact gateways, sensors and software.

### Product data

General Information			
Lamp family code	LED60S [ LED Module, system flux 6000 lm]	Glow-wire test	Temperature 850 °C, duration 30 s
Light source color	840 neutral white	Flammability mark	For mounting on easily flammable surfaces
Light source replaceable	No	CE mark	CE mark
Number of gear units	1 unit	ENEC mark	ENEC mark
Driver/power unit/transformer	Power supply unit with DALI interface	Warranty period	5 years
Driver included	Yes	Remarks	*-Per Lighting Europe guidance paper "Evaluating performance of LED based luminaires - January 2018": statistically there is no relevant difference in lumen maintenance between B50 and for example B10. Therefore, the median useful life (B50) value also represents the B10 value.
Optic type	Beam angle 110°		
Optical cover/lens type	Micro-lens optic		
Luminaire light beam spread	105°	Constant light output	No
Control interface	DALI	Number of products on MCB of 16 A type B	29
Connection	Push-in connector 5-pole		
Cable	-		
Protection class IEC	Safety class I		

## CoreLine Waterproof

EU RoHS compliant	Yes
Service tag	Yes
Product family code	WT130C [ Coreline Waterproof G2 LSC]
Unified glare rating CEN	25

### Operating and Electrical

Input Voltage	220 to 240 V
Input Frequency	50 or 60 Hz
Inrush current	20.9 A
Inrush time	0.192 ms
Power Factor (Min)	0.9

### Controls and Dimming

Dimmable	Yes
----------	-----

### Mechanical and Housing

Housing Material	Polycarbonate
Reflector material	Steel
Optic material	Polycarbonate
Optical cover/lens material	Polycarbonate
Gear tray material	Steel
Fixation material	Stainless steel
Optical cover/lens finish	Frosted
Overall length	1515 mm
Overall width	80 mm
Overall height	76 mm
Color	Gray
Dimensions (Height x Width x Depth)	76 x 80 x 1515 mm (3 x 3.1 x 59.6 in)

### Approval and Application

Ingress protection code	IP65 [ Dust penetration-protected, jet-proof]
Mech. impact protection code	IK08 [ 5 J vandal-protected]

### Initial Performance (IEC Compliant)

Initial luminous flux (system flux)	6000 lm
-------------------------------------	---------

Luminous flux tolerance	+/-10%
Initial LED luminaire efficacy	133 lm/W
Init. Corr. Color Temperature	4000 K
Init. Color Rendering Index	>80
Initial chromaticity	(0.38,0.38)SDCM<=3
Initial input power	45 W
Power consumption tolerance	+/-10%

### Over Time Performance (IEC Compliant)


Control gear failure rate at median useful life 50000 h	5 %
Lumen maintenance at median useful life* 50000 h	L75

### Application Conditions


Ambient temperature range	-20 to +35 °C
Performance ambient temperature Tq	25 °C
Maximum dim level	1%
Suitable for random switching	Not applicable

### Product Data

Full product code	871869688310500
Order product name	WT120C G2 LED60S/840 PSD L1500
EAN/UPC - Product	8718696883105
Order code	910505100072
Numerator - Quantity Per Pack	1
Numerator - Packs per outer box	1
Material Nr. (12NC)	910505100072
Net Weight (Piece)	1.820 kg

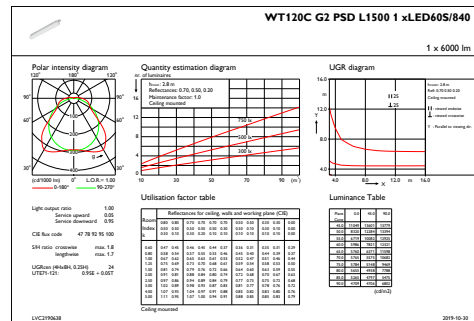
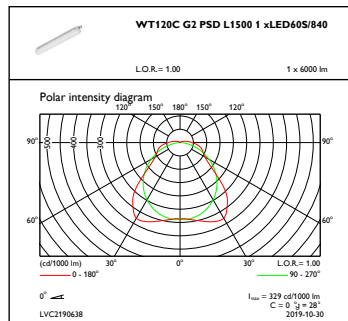


## Dimensional drawing



CoreLine Waterproof WT120C

## Photometric data



OFPC1\_WT120CG2PSDL15001xLED60S840

IFGU1\_WT120CG2PSDL15001xLED60S840

