



14 Wall & Ceiling LED>Outdoor Wall Cylinders Up & down beam

67138/W/W



2x6W Outdoor Wall Cylinder, IP54.

Complete with driver.

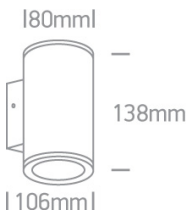
Complies with standard EN60598-1 and any other specific standards.



Downloads






Dimensions



Physical Specification

Item Group	14 Wall & Ceiling LED
Family	Outdoor Wall Cylinders Up & down beam
Order Code	67138/W/W
Colour	White
Material	Die Cast
Shape	Circular
Height	138mm
Diameter	80mm
Surface Wall	Yes
Indoor	Yes
Outdoor	Yes


Gear	Built In
Fitting + Driver	
Input Voltage	220-240V
50 Hz	Yes
60 Hz	Yes
Safety Class	
Power(Watts)	2x6W
IP Rating	IP54
Light Source	LED built in
Dimmable	No
F Mark	

Fitting	
Input Type	Constant Current
Input Current	500mA
Voltage	20V
Safety Class	
Power(Watts)	10W
IP Rating	IP54
Light Source	LED built in
LED Type	COB
LED Brand	Cree

Gear	
Gear Type	Led Driver
Input Voltage	220-240V
50 Hz	Yes
60 Hz	Yes
Power(Watts)	6-12W

Power Factor	0,5
Constant Current	Yes
500mA	12-24V
IP Rating	IP20
Safety Class	
Dimmable	No
Ambient Temp	50°C
Operating Temp	70°C
Brand	Eaglerise

Illumination Data

Colour Temperature	3000K
Lumen Output	2x440lm
Light Efficiency	73,33lm/W
CRI	80
Beam Angle	35°
Illumination Diagram	

Packing Info

Box Length	12cm
Box Width	9cm
Box Height	15cm
Box Weight	0,675
Pcs/Carton	12
Barcode	5291889042617
HS Code	9405409900

Energy Label



Certification & Warranty

Warranty

2 Years

Weee Directive

Yes

switch to
one light!

