



14 Wall & Ceiling LED>Square Indoor/Outdoor Wall Dark Lights Die cast

67360A/W/W



9W LED wall light, IP54, ideal for both indoor and outdoor installation.

Supplied with non-dimmable LED driver.

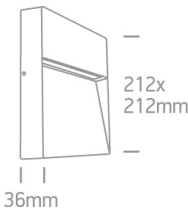
Complies with standard EN60598-1 and any other specific standards.



Downloads





Dimensions



Physical Specification


Item Group	14 Wall & Ceiling LED
Family	Square Indoor/Outdoor Wall Dark Lights Die cast
Order Code	67360A/W/W
Colour	White
Material	Die Cast
Shape	Rectangular
Length	212mm
Width	212mm
Height	36mm
Surface Wall	Yes
Indoor	Yes
Outdoor	Yes

Gear	Built In
Fitting + Driver	
Input Voltage	220-240V
50 Hz	Yes
60 Hz	Yes
Safety Class	
Power(Watts)	9W
IP Rating	IP54
Light Source	LED built in
Dimmable	No
F Mark	

Fitting	
Input Type	Constant Current
Input Current	700mA
Voltage	13V
Power(Watts)	8,4W
IP Rating	IP54
Light Source	LED built in
LED Type	SMD 5630
LED Brand	Edison
LED Number	15

Gear	
Gear Type	Led Driver
Input Voltage	220-240V
50 Hz	Yes
60 Hz	Yes
Power(Watts)	5,6-9W

Power Factor
Constant Current
700mA
IP Rating
Safety Class
Dimmable
Housing Material
Output Terminal
Brand

0,7
Yes
8-13V
IP20

No
Plastic
Cable
Eaglerise

Illumination Data

Colour Temperature
Lumen Output
Light Efficiency
CRI
Illumination Diagram
Dark Light

3000K
350lm
38,88lm/W
80

Yes

Packing Info

Box Length
Box Width
Box Height
Box Weight
Pcs/Carton
Barcode
HS Code

23cm
5cm
23cm
0,8Kg
12
5291889040521
9405409900

Energy Label



Certification & Warranty

Warranty

2 Years

Weee Directive

Yes

switch to
one light!

