



CoreLine Batten

BN126C LED60S/830 PSU TW1 L1200

830 warm white - Power supply unit

The CoreLine Batten delivers on the CoreLine promise of innovative, easy-to-use and high-quality luminaires. The efficient design makes installation quick and easy, enabling seamless light-line creation without additional accessories. CoreLine Batten provides universal light distribution, supporting homogeneous illuminance and visual comfort. Interact Ready luminaires with integrated wireless communications are also available, for use with Interact gateways, sensors and software.

Warnings and Safety

- The product is IPX0 & as such is not protected against water ingress & as such we strongly recommend that the environment in which the luminaire is to be installed is suitably checked
- If the above advice is not taken and the luminaires are subject to water ingress, Philips / Signify cannot guarantee safe failure & product warranty will become void

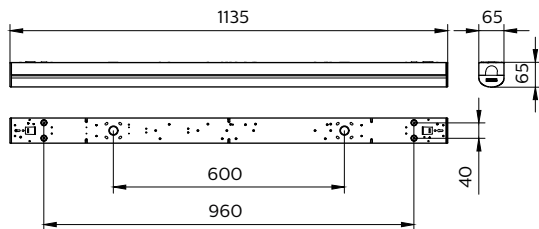
Product data

General Information			
Light source color	830 warm white	Glow-wire test	Temperature 650 °C, duration 30 s
Light source replaceable	No	Flammability mark	-
Number of gear units	1 unit	CE mark	CE mark
Driver/power unit/transformer	Power supply unit	ENEC mark	ENEC mark
Driver included	Yes	Warranty period	5 years
Optic type	Very wide beam	Constant light output	No
Luminaire light beam spread	130°	Number of products on MCB of 16 A type B	35
Control interface	-	EU RoHS compliant	Yes
Connection	Push-in connector 3-pole	Service tag	No
Cable	-	Unified glare rating CEN	27
Protection class IEC	Safety class I		

CoreLine Batten

Light Technical	
Saturated Red (R9)	<50
Operating and Electrical	
Input Voltage	220 to 240 V
Input Frequency	50 or 60 Hz
Inrush current	6.9 A
Inrush time	0.058 ms
Power Factor (Min)	0.9
Controls and Dimming	
Dimmable	No
Mechanical and Housing	
Housing Material	Steel
Reflector material	-
Optic material	Polycarbonate
Optical cover/lens material	Polycarbonate
Fixation material	-
Optical cover/lens finish	Opal
Overall length	1135 mm
Overall width	65 mm
Overall height	65 mm
Color	White RAL 9003
Dimensions (Height x Width x Depth)	65 x 65 x 1135 mm (2.6 x 2.6 x 44.7 in)
Approval and Application	
Ingress protection code	IP20(front IP40)
Mech. impact protection code	IK04 [0.5 J standard plus]
Initial Performance (IEC Compliant)	
Initial luminous flux (system flux)	6000 lm

Dimensional drawing

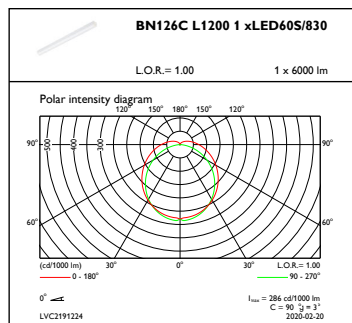


CoreLine Batten BN120C-BN126C

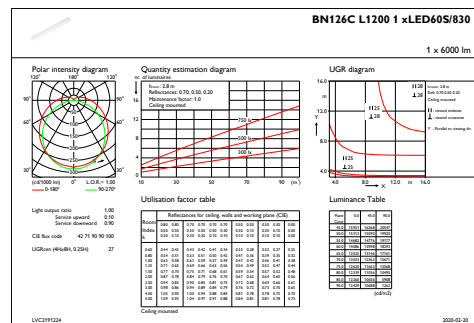
Luminous flux tolerance	+/-10%
Initial LED luminaire efficacy	122 lm/W
Init. Corr. Color Temperature	3000 K
Init. Color Rendering Index	>80
Initial chromaticity	(0.44,0.40)SDCM<3
Initial input power	49 W
Power consumption tolerance	+/-10%
Over Time Performance (IEC Compliant)	
Control gear failure rate at median useful life	0.05 %
50000 h	
Lumen maintenance at median useful life*	L70
50000 h	
Application Conditions	
Ambient temperature range	-20 to +40 °C
Performance ambient temperature Tq	25 °C
Maximum dim level	Not applicable
Suitable for random switching	Not applicable
Product Data	
Full product code	871016336351699
Order product name	BN126C LED60S/830 PSU TW1 L1200
EAN/UPC - Product	8710163363516
Order code	911401897680
Numerator - Quantity Per Pack	1
Numerator - Packs per outer box	8
Material Nr. (12NC)	911401897680
Net Weight (Piece)	1.430 kg



Photometric data



OFPC1_BN126CL12001xLED60S830



IFGU1_BN126CL12001xLED60S830

