



# CoreLine Waterproof

## WT120C G2 LED80S/840 PSU TW3 L1500

840 neutral white – Power supply unit

CoreLine waterproof delivers on the CoreLine promise of innovative, easy-to-use and high-quality luminaires. With its slim and stylish design, it retains the product architecture that the range is well-known and appreciated for. Installation is quick and easy, all thanks to its efficient design. CoreLine waterproof provides better wide-beam light distribution for straightforward and effective lighting. A direct replacement for traditional waterproof luminaires with fluorescent lamps ranging from 18W up to 58W, it delivers significant energy savings. Interact Ready luminaires with integrated wireless communications are also available in the CoreLine waterproof range, ready to be used with Interact connected lighting system.

### Warnings and Safety

- UV radiation will damage the material over time resulting in loss of waterproof sealing and IP66 rating.
- Do not install the luminaire in locations where it will be exposed to direct sunlight.

### Product data

General information			
Light source color	840 neutral white	Flammability mark	For mounting on easily flammable surfaces
Light source replaceable	No	CE mark	CE mark
Number of gear units	1 unit	ENEC mark	ENEC mark
Driver/power unit/transformer	Power supply unit	Warranty period	5 years
Driver included	Yes	Constant light output	No
Optic type	Beam angle 110°	Number of products on MCB of 16 A type B	31
Luminaire light beam spread	105°	Photobiological risk	Photobiological risk group 0 @200mm to EN62778
Connection	Push-in connector 5-pole	EU RoHS compliant	Yes
Cable	-	Unified glare rating CEN	25
Protection class IEC	Safety class I		
Glow-wire test	Temperature 850 °C, duration 30 s		

## CoreLine Waterproof

### Light technical

Flickering	1
Stroboscopic effect	1.6

### Operating and electrical

Input Voltage	220 to 240 V
Input Frequency	50 or 60 Hz
Inrush current	15 A
Inrush time	0.24 ms
Power Factor (Min)	0.9

### Controls and dimming

Dimmable	No
----------	----

### Mechanical and housing

Housing Material	Polycarbonate
Reflector material	Steel
Optic material	Polycarbonate
Optical cover/lens material	Polycarbonate
Fixation material	Stainless steel
Optical cover/lens finish	Frosted
Overall length	1530 mm
Overall width	80 mm
Overall height	76 mm
Color	Gray
Dimensions (Height x Width x Depth)	76 x 80 x 1530 mm

### Approval and application

Ingress protection code	IP65 [ Dust penetration-protected, jet-proof]
Mech. impact protection code	IK08 [ 5 J vandal-protected]
Sustainability rating	-

### Initial performance (IEC compliant)

Initial luminous flux (system flux)	8000 lm
-------------------------------------	---------

Luminous flux tolerance	+/-10%
Initial LED luminaire efficacy	140 lm/W
Init. Corr. Color Temperature	4000 K
Init. Color Rendering Index	>80
Initial chromaticity	(0.38,0.38)SDCM<=3
Initial input power	57 W
Power consumption tolerance	+/-10%

### Over time performance (IEC compliant)

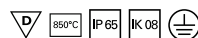
Control gear failure rate at median useful life 50000 h	5 %
Lumen maintenance at median useful life* 50000 h	L80

### Application conditions

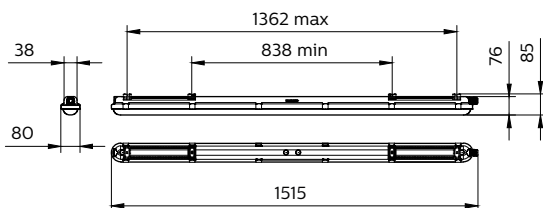
Ambient temperature range	-20 to +40 °C
Performance ambient temperature Tq	25 °C
Maximum dim level	Not applicable
Suitable for random switching	Not applicable

### Product data

Full product code	871869940930200
Order product name	WT120C G2 LED80S/840 PSU TW3 L1500
EAN/UPC - Product	8718699409302
Order code	911401535691
Numerator - Quantity Per Pack	1
Numerator - Packs per outer box	9
Material Nr. (12NC)	911401535691
Net Weight (Piece)	1.800 kg

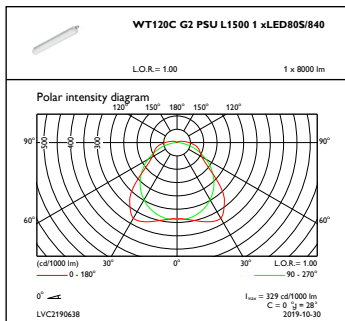


## Dimensional drawing

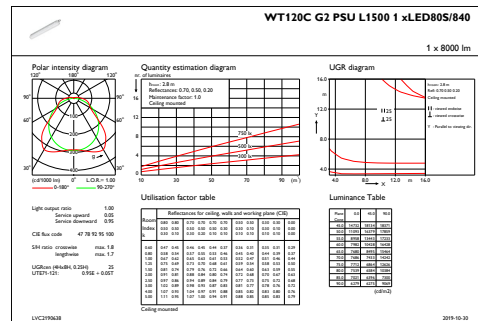


WT120C G2 LED80S/840 PSU TW3 L1500

### Photometric data



OFPC1\_WT120CG2PSUL15001xLED80S840



IFGU1\_WT120CG2PSUL15001xLED80S840

