







**CRUISER: solar-charged floor lamp 15W (1600lm)
with motion detector**



PACKING	INNER	MASTER
 / 	 pcs	 pcs
Colour box	N/A	8




Product name:	CRUISER
Power supply:	SOLAR
Power supply included:	YES
Type of power supply:	SOLAR PANEL
Batteries included:	YES
Battery (type):	18650
Battery (capacity mAh):	LI-ION 5400mAh 18650
Battery technology:	LITHIUM-ION
Charging Time (hrs):	8
Runtime (hrs):	35
Light technology:	SMD LED
Power (W):	15
(W) Consumption:	15
Lumen:	1600
Kelvin degrees:	4000K
Light beam:	DIFFUSE
Detection angle:	120
Detection distance:	8
Operating time:	20
Materials:	PLASTIC - PC
Insulation class:	III
Colour:	DARK GREY
Switch:	YES
Protection degree (IP):	IP65
Accessories included:	2 brackets for straight poles + 1 bracket for curved pole + screws and dowels
Guarantee:	2 ANNI
Product width (mm):	500
Product depth (mm):	220
Product height (mm):	60
Net weight kg):	1,96

DESCRIZIONE / DESCRIPTION / DESCRIPTION / DESCRIPCIÓN / BESCHREIBUNG


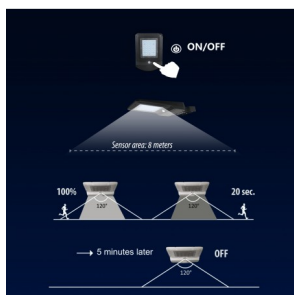
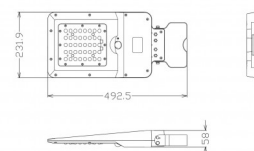
Ultra Bright: The 15W solar street light is equipped with 40 SMD LEDs which provide super bright illumination for an outdoor area of about 40-50 sqm. Can be installed on a mast or fixed to the wall, it offers you 1600 lumens. The 5000 mAh large capacity lithium battery guarantees long battery life even for days without sunshine. Intelligent charging technology: the integrated solar panel converts sunlight into electricity with high efficiency (9.5 W monocrystalline). The latest generation charging system makes the solar panel rechargeable even on cloudy or rainy days. Lighting guaranteed 365 days a year. With motion sensor: the floor lamp charges during the day and automatically turns on at night. Operating modes: 1) first 5 hours of lighting: it is always on at 20% power. It lights up at full power (1600 lumens) when motion is detected at a distance of 8 meters. After 20 seconds without movement, the brightness returns to 20% power. maximum brightness. 2) After the first 5 hours of lighting or when the battery capacity is less than 30%: the light is turned off. It turns on at maximum power when motion is detected, then dims to 20% after 20 seconds and then turns off after 5 minutes. Easy to Install: This outdoor solar light is easy to install. No need to carry an electric cable, to make trenches etc... it's completely wireless. And it's also a great saving: 0 euros on the invoice!

DATI LOGISTICI / LOGISTIC INFORMATION / DONNEES LOGISTIQUES / DATOS LOGÍSTICOS / LOGISTISCHE DATEN

Packing type:	Colour box
Length of the packed product (mm):	263
Packed product width (mm):	64
Height of packed product (mm):	530
Peso prodotto imballato (Kg):	2,44
Master quantity:	8
ITF MASTER:	18003910110370



Accessori inclusi / Accessories included



3 INSTALLATION WAYS