

Technical data sheet

All right reserved Landa illuminotecnica S.p.A.
will reserve to change the specific note without
any written notice.

LANDA[®]
illuminotecnica

Kubs 120

Article 404.....
Product type Bollard
Body material: Die-casting aluminium EN47100 and extruded aluminium AW 6060, prior the painting process, washed with stones. Painting made by polyester powder with high resistant against oxidation.
Transparent polycarbonate UV protection and silicon gasket
Reflectors in polycarbonate
Screws in A2 stainless steel
Colours available: Metalgrey and Graphite
Driver included: GE LIGHTEC 6W 350MA / 700MA Dimmable: NO

IK07
IP65
850°C

Powered by
Citizen Electronics CLL104

Transformer
GE LIGHTEC 6W 350/700MA
IP67 Included 220/240V

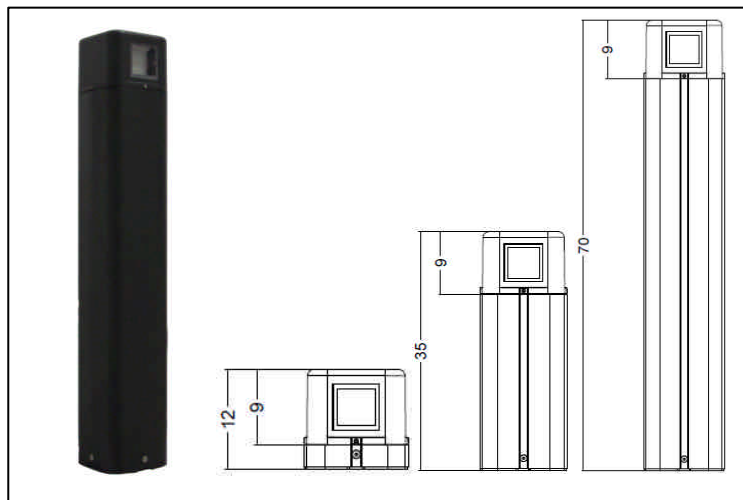


Colours available:

Graphite




Metalgrey



Photometric data available at
www.landa.it

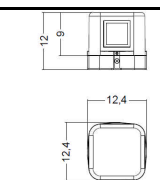
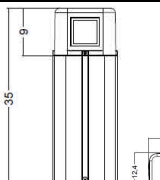
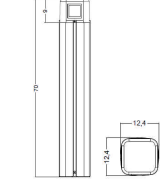
Light effects:



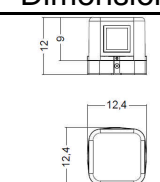
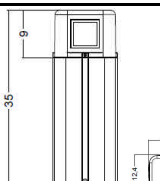
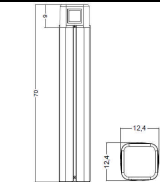
Technical data sheet

All right reserved Landa illuminotecnica S.p.A.
will reserve to change the specific note without
any written notice.

Kubs 120 Directional light effect

Dimension	Code	W - LM	°K	transformer	ra
	404.012L4X1	4 - 385	5000	Lightech 6W 350mA	70
	404.012L8X1	8 - 690	5000	Lightech 6W 700mA	70
	404.012L4X1H	4 - 305	3000	Lightech 6W 350mA	80
	404.012L8X1H	8 - 540	3000	Lightech 6W 700mA	80
	404.035L4X1	4 - 385	5000	Lightech 6W 350mA	70
	404.035L8X1	8 - 690	5000	Lightech 6W 700mA	70
	404.035L4X1H	4 - 305	3000	Lightech 6W 350mA	80
	404.035L8X1H	8 - 540	3000	Lightech 6W 700mA	80
	404.070L4X1	4 - 385	5000	Lightech 6W 350mA	70
	404.070L8X1	8 - 690	5000	Lightech 6W 700mA	70
	404.070L4X1H	4 - 305	3000	Lightech 6W 350mA	80
	404.070L8X1H	8 - 540	3000	Lightech 6W 700mA	80

Bi-directional light effect

Dimension	Code	W - LM	°K	transformer	ra
	404.012L4X2	2x 4 - 385	5000	Lightech 6W 350mA	70
	404.012L4X2H	2x 4 - 305	3000	Lightech 6W 350mA	80
	404.035L4X2	2x 4 - 385	5000	Lightech 6W 350mA	70
	404.035L4X2H	2x 4 - 305	3000	Lightech 6W 350mA	80
	404.070L4X2	2x 4 - 385	5000	Lightech 6W 350mA	70
	404.070L4X2H	2x 4 - 305	3000	Lightech 6W 350mA	80