

Element beskrivelse

- Protected against mismatching and maintenance-free
- Push-in CAGE CLAMP® spring pressure connection technology allows solid conductors to be simply pushed into a unit

Forbehold om endringer.

WAGO Norge AS
Jerikoveien 20
1067 Oslo
Tel.: +47 22 30 94 60 | Fax: +47 22 30 94 51
Email: info.no@wago.com

Har du spørsmål om våre produkter?
Vi tar alltid gjerne imot di samtale på 22 30 94 50.



- Two-wire connection per pole for loops or bridges
- Additional variable coding is possible

Note:

All connectors for mounted installations (snap-in versions for lighting fixtures or devices, all types of PCB and distribution connectors) are factory-equipped with locking levers to ensure plugs and sockets are securely locked. Additional locking levers are only required for flying leads (plug /socket).

Note on Protection Against Mismatching:

All WINSTA[®] components are 100% protected against mismatching in terms of:

- plugging different number of poles
- plugging when turned by 180°
- plugging when laterally staggered
- plugging one pole

Safety information 1:

Application note for the U.S. market (USR): Some versions may also be used for current interruption in accordance with the UL certificate in select applications with currents below 16 A and voltages up to 600 V. For further information, please contact your local sales office.

Data

Electrical data

Note on Contact Resistance	approx. 1 mΩ of contact resistance approx. 0.25 mΩ contact transition plug/socket
----------------------------	---

Ratings per IEC/EN 60664-1

Ratings per	IEC/EN 60664-1
Rated voltage (III / 3)	400 V
Rated impulse voltage (III / 3)	6 kV
Rated current	25 A
Legend (ratings)	(III / 3) ≙ Overvoltage category III / Pollution degree 3

Approvals per UL 1977

Rated voltage per UL 1977 (factory wiring only)	600 V
Rated current per UL 1977 (factory wiring only)	23 A

Connection data

Connection technology	Push-in CAGE CLAMP [®]
Actuation type	Operating tool Push-in
Nominal cross section	4 mm ²
Solid conductor	0,5 ... 4 mm ² / 20 ... 12 AWG

Forbehold om endringer.

WAGO Norge AS
Jerikoveien 20
1067 Oslo
Tel.: +47 22 30 94 60 | Fax: +47 22 30 94 51
Email: info.no@wago.com

Har du spørsmål om våre produkter?
Vi tar alltid gjerne imot di samtale på 22 30 94 50.



Solid conductor, push-in termination	1,5 ... 4 mm ² / 16 ... 12 AWG
Stranded conductor	0,5 ... 2,5 mm ² / 20 ... 14 AWG
Fine-stranded conductor	0,5 ... 4 mm ² / 20 ... 12 AWG
Fine-stranded conductor with ferrule with plastic collar	0,25 ... 1,5 mm ² / 20 ... 16 AWG
Fine-stranded conductor with ferrule without plastic collar	0,25 ... 2,5 mm ² / 20 ... 14 AWG
Fine-stranded conductor with ferrule, push-in termination, from	1,5 mm ² / 16 AWG
Strip length	9 mm / 0.35 inch
Note (strip length)	see also packaging or instructions
No. of poles	5
Total number of connection points	10
Total number of potentials	5
Connectable sheathed cable diameter	9 ... 13 mm
Conductor entry direction to mating direction	0°
Strip length	55 mm

Geometrical Data

Pin spacing	10 mm / 0.394 inch
Width	54,6 mm / 2.15 inch
Height	17 mm / 0.669 inch
Depth	75,9 mm / 2.988 inch

Mechanical data

Technologie	DALI
Coding	I
Mating force of a plug-in connection	approx. 20 ... 70 N (depending on pole number)
Retention force of a plug-in connection	Locked: > 80 N
Unmating force of a plug-in connection	Unlocked: approx. 20 ... 70 N (depending on pole number)
Number of mating cycles	200, without resistive load 100, with resistive load $I_N = 25$ A, tested (4 mm ² /AWG 12)
Marking	N L DA- DA+
Degree of protection	IP20
Note on Protection Type	In mated condition with strain relief housing: IP2xC (These compact connectors are not designed for use in open, easily accessible areas.)
Potential marking	N L DA- DA+

Forbehold om endringer.

WAGO Norge AS
Jerikoveien 20
1067 Oslo
Tel.: +47 22 30 94 60 | Fax: +47 22 30 94 51
Email: info.no@wago.com

Har du spørsmål om våre produkter?
Vi tar alltid gjerne imot di samtale på 22 30 94 50.

Application	for dimming function (e.g., DALI)
-------------	-----------------------------------

Plug connection

Contact type (pluggable connector)	Female connector/socket
Connector connection type	for conductors
Mismating protection	Yes
Locking of plug-in connection	locking lever
Locking lever	retrofitable
Strain relief	strain relief housing

Material Data

Color	blå
Insulating material	Polyamide 66 (PA 66)
Clamping spring material	Chrome nickel spring steel (CrNi)
Contact material	Copper or copper alloy, surface-treated
Connector color	blue
Weight	28,9 g

Environmental Requirements

Processing temperature	-5 ... +40 °C
Continuous operating temperature	-35 ... +85 °C
Note on Continuous Service Temperature	Insulating parts for temperatures \leq 105 °C

Commercial data

Packaging type	BOX
Country of origin	DE
GTIN	4050821223016
Customs tariff number	85366990990

Counterpart



Elementnr.770-1115

Plugg; 5-polet; Kod. I; 4,00 mm²; blå

www.wago.com/770-1115



Elementnr.770-1115/022-000

Plugg; med strekkavlastningshylse; 5-polet; Kod. I; 4,00 mm²; blå

www.wago.com/770-1115/022-000

Forbehold om endringer.

WAGO Norge AS
Jerikoveien 20
1067 Oslo
Tel.: +47 22 30 94 60 | Fax: +47 22 30 94 51
Email: info.no@wago.com

Har du spørsmål om våre produkter?
Vi tar alltid gjerne imot di samtale på 22 30 94 50.



Elementnr.770-1947

5-veis fordelingsstilkobling; 5-polet; Kod. I; 1 inngang; 5 utganger; blå

www.wago.com/770-1947



Elementnr.770-2115/007-000

Pluggbar plugg; med direkte jordingskontakt; 5-polet; Kod. I; 4,00 mm²; blå

www.wago.com/770-2115/007-000



Elementnr.770-2115

Pluggbar plugg; 5-polet; Kod. I; 4,00 mm²; blå

www.wago.com/770-2115



Elementnr.770-3115

Plugg for PCB-er; rett; 5-polet; Kod. I; blå

www.wago.com/770-3115



Elementnr.770-617

T-fordelingskopling; 5-polet; Kod. I; 1 inngang; 2 utganger; 2 låserigler; blå

www.wago.com/770-617



Elementnr.770-3115/011-000

Plugg for PCB-er; vinklet; 5-polet; Kod. I; blå

www.wago.com/770-3115/011-000



Elementnr.770-618

3-veis fordelingskopling; 5-polet; Kod. I; 1 inngang; 3 utganger; blå

www.wago.com/770-618



Elementnr.770-620

T-fordelingskopling; 5-polet; Kod. I; 1 inngang; 2 utganger; 3 låserigler; for frie tilkoplinger; blå

www.wago.com/770-620



Elementnr.770-7105

Linect® T-tilkopling; 5-polet; Kod. I; 1 inngang; 2 utganger; blå

www.wago.com/770-7105



Elementnr.770-992

h-fordelingskopling; 5-polet; Kod. I; 1 inngang; 2 utganger; utganger på begge sider; 2 låserigler; blå

www.wago.com/770-992



Elementnr.770-993

h-fordelingskopling; 5-polet; Kod. I; 1 inngang; 2 utganger; utganger på begge sider; 3 låserigler; for frie tilkoplinger; blå

www.wago.com/770-993



Elementnr.771-9985/006-101

forhåndsmontert forbindelseskabel; Eca; Kontakt - plugg; 5-polet; Kod. I; H05VV-F 5G 1,5 mm²; 1 m; 1,50 mm²; blå

www.wago.com/771-9985/006-101



Elementnr.771-9985/206-101

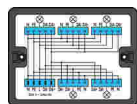
forhåndsmontert forbindelseskabel; Eca; Plugg / åpne ender; 5-polet; Kod. I; H05VV-F 5G 1,5 mm²; 1 m; 1,50 mm²; blå

www.wago.com/771-9985/206-101

Forbehold om endringer.

WAGO Norge AS
Jerikoveien 20
1067 Oslo
Tel.: +47 22 30 94 60 | Fax: +47 22 30 94 51
Email: info.no@wago.com

Har du spørsmål om våre produkter?
Vi tar alltid gjerne imot di samtale på 22 30 94 50.



Elementnr. 899-631/313-000

Fordelingsboks; DALI; 1 inngang; 5 utganger; Kod. I; MIDI; sort

www.wago.com/899-631/313-000

Kompatible produkter

tools



Elementnr.: 210-719

Betjeningsverktøy; Kniv: 2,5 x 0,4 mm; med et delvis isolert skaft

www.wago.com/210-719

Marking accessories

Elementnr.: 770-450

Merkekort; plastikk; hvit

www.wago.com/770-450

Elementnr.: 770-450/000-001

Merkekort; plastikk; hvit

www.wago.com/770-450/000-001

Elementnr.: 770-450/000-002

Merkekort; plastikk; hvit

www.wago.com/770-450/000-002

Elementnr.: 770-450/000-005

Merkekort; plastikk; hvit

www.wago.com/770-450/000-005

Elementnr.: 770-450/000-006

Merkekort; plastikk; hvit

www.wago.com/770-450/000-006

Elementnr.: 770-450/000-012

Merkekort; plastikk; hvit

www.wago.com/770-450/000-012

Strain relief plate



Elementnr.: 770-505/021-000

Strekkavlastningshylse; 5-polet; for 1 kabel; 11,5 ... 16,5 mm; 71 mm; sort

www.wago.com/770-505/021-000



Elementnr.: 770-505/023-000

Strekkavlastningshylse; 5-polet; for 2 kabler; 5,0 ... 9,0 mm; 55 mm; sort

www.wago.com/770-505/023-000



Elementnr.: 770-515/021-000

Strekkavlastningshylse; 5-polet; for 1 kabel; 11,5 ... 16,5 mm; 71 mm; hvit

www.wago.com/770-515/021-000

Forbehold om endringer.

WAGO Norge AS

Jerikoveien 20

1067 Oslo

Tel.: +47 22 30 94 60 | Fax: +47 22 30 94 51

Email: info.no@wago.com

Har du spørsmål om våre produkter?

Vi tar alltid gjerne imot di samtale på 22 30 94 50.



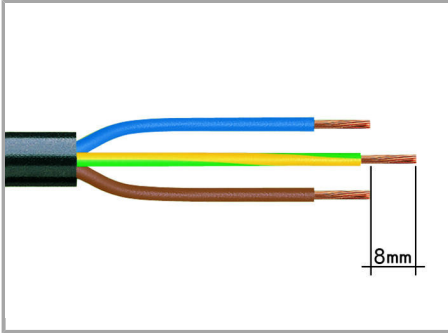
Elementnr.: 770-515/023-000

Strekkavlastningshylse; 5-polet; for 2 kabler; 5,0 ... 9,0 mm; 55 mm; hvit

www.wago.com/770-515/023-000

Handling Instructions


Conductor termination




1. Strip length, outer insulation = 35 mm (2-pole), 55 mm (3- to 5-pole)

2. Strip length = 9 mm


3. Extended ground conductor = 8 mm



To terminate fine-stranded conductors, open the clamping unit via screwdriver (2.5 mm blade width) and insert stripped conductor until it hits backstop.



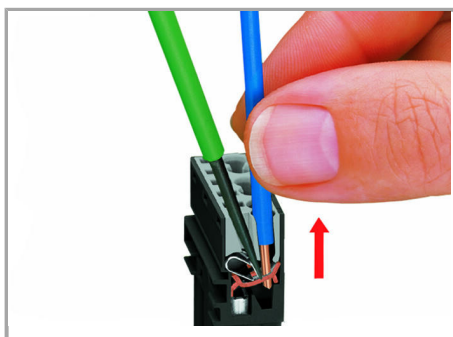
Insert stripped solid conductor until it hits backstop.



To terminate fine-stranded conductors, open the clamping unit via screwdriver (2.5 mm blade width) and insert stripped conductor until it hits backstop.


Conductor removal

Forbehold om endringer.




To remove the conductor, actuate the clamp via screwdriver (2.5 mm blade width) and pull out the conductor.


Installation



We recommend pulling the pre-latched strain relief housing over the cable prior to termination. However, the strain relief can be mounted at a later time as well.



Latch the strain relief housing on the plug /socket. Note the "TOP" inscription.



Prepare strain relief housing by snapping together upper and bottom part.



Tighten strain relief screw via screwdriver (2.5 mm blade width).

Forbehold om endringer.



Produktfamilie

WINSTA® MIDI

[Vis alle produkter fra familien](#)

Forbehold om endringer.

WAGO Norge AS
Jerikoveien 20
1067 Oslo
Tel.: +47 22 30 94 60 | Fax: +47 22 30 94 51
Email: info.no@wago.com

Har du spørsmål om våre produkter?
Vi tar alltid gjerne imot di samtale på 22 30 94 50.