

14 Wall & Ceiling LED > Outdoor Wall Cylinders Up & down beam

**67138/B/W**



2x6W Outdoor Wall Cylinder, IP54.

Complete with driver.

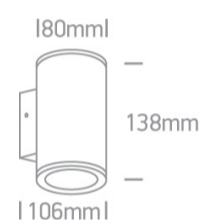
Complies with standard EN60598-1 and any other specific standards.



Downloads



Dimensions



Physical Specification

Item Group	14 Wall & Ceiling LED
Family	Outdoor Wall Cylinders Up & down beam
Order Code	67138/B/W
Colour	Black
Material	Die Cast
Shape	Circular
Height	138mm
Diameter	80mm
Surface Wall	Yes
Indoor	Yes
Outdoor	Yes

## Gear

## Built In

## Fitting + Driver

Input Voltage

220-240V

50 Hz

Yes

60 Hz

Yes

Safety Class



Power(Watts)

2x6W

IP Rating

IP54

Light Source

LED built in

Dimmable

No

F Mark



## Fitting

Input Type

Constant Current

Input Current

500mA

Voltage

20V

Safety Class



Power(Watts)

10W

IP Rating

IP54

Light Source

LED built in

LED Type

COB

LED Brand

Cree

## Gear

Gear Type

Led Driver

Input Voltage

220-240V

50 Hz


Yes

60 Hz


Yes

Power(Watts)

6-12W

Power Factor	0,5
Constant Current	Yes
500mA	12-24V
IP Rating	IP20
Safety Class	
Dimmable	No
Ambient Temp	50°C
Operating Temp	70°C
Brand	Eaglerise

### Illumination Data

Colour Temperature	3000K
Lumen Output	2x440lm
Light Efficiency	73,33lm/W
CRI	80
Beam Angle	35°
Illumination Diagram	

### Packing Info

Box Length	12cm
Box Width	9cm
Box Height	15cm
Box Weight	0,675
Pcs/Carton	12
Barcode	5291889060253
HS Code	9405409900

### Energy Label



## Certification & Warranty

Warranty

2 Years

Weee Directive

Yes

switch to  
**one light!**

one  
LIGHT

