

## DULUX D 26 W/830 G24D-3

---

OSRAM DULUX D | CFLni, 2 tubes, with 2-pin base for CCG operation



- Offices, public buildings
- Shops
- Hotels, restaurants
- Industrial lighting

### Product benefits

---

- Very economical
- Good quality of light
- Very good luminous flux
- Long service life
- Improved maintenance

### Product features

---

- Short and compact pin-base lamp with double-turn tubes
- Average life: 10,000 h
- Color rendering index  $R_a$ : 80...89
- Single-ended two-pin plug-in GX24d base



## Technical data

---

### Electrical data

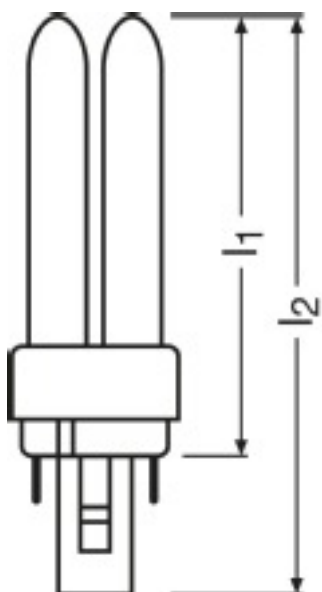
Nominal wattage	26 W
Rated lamp efficacy (standard condition)	69 lm/W
Rated wattage	26 W

### Light technical data

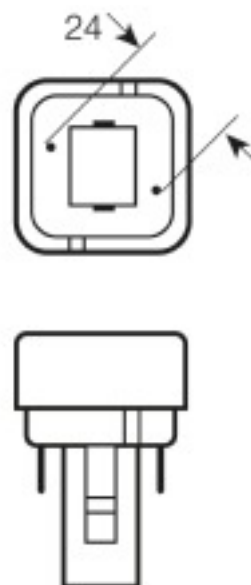
Color rendering index Ra	80...89
Rated luminous flux	1800 lm
Luminous flux at 25 °C	1800 lm
Light color	830
Color temperature	3000 K
Nominal luminous flux	1800 lm
Light color as per EN 12464-1	LUMILUX Warm White
Rated LLMF at 2,000 h	0.85
Rated LLMF at 4,000 h	0.78
Rated LLMF at 6,000 h	0.72
Rated LLMF at 8,000 h	0.68
Luminance	5.5 cd/cm <sup>2</sup>

### Dimensions & weight

Tube diameter	12 mm
Length	172.0 mm
Length acc. to IEC standard	160 mm
Length with base excl. base pins/connection	149.00 mm



Product line drawing with letters



Base

### Colors & materials

Lamp mercury content	1.4 mg
----------------------	--------

### Temperatures

Rated ambient temp.w.max.luminous flux	25.0 °C
--	---------

### Lifespan

Service life	6500 h
Rated lamp survival factor at 2,000 h	0.99
Rated lamp survival factor at 4,000 h	0.94
Rated lamp survival factor at 6,000 h	0.84
Rated lamp survival factor at 8,000 h	0.69
Operation mode LLMF/LSF	50 Hz
Lifespan	10000 h <sup>1)</sup>

<sup>1)</sup> With CCG/LLCG

**Additional product data**

Base (standard designation)	G24d-3
Appropriate disposal acc. to WEEE	Yes

**Capabilities**

Suitable for indoor	Yes
---------------------	-----

**Certificates & standards**

EEI – Energy Label	B
--------------------	---

## Equipment / Accessories

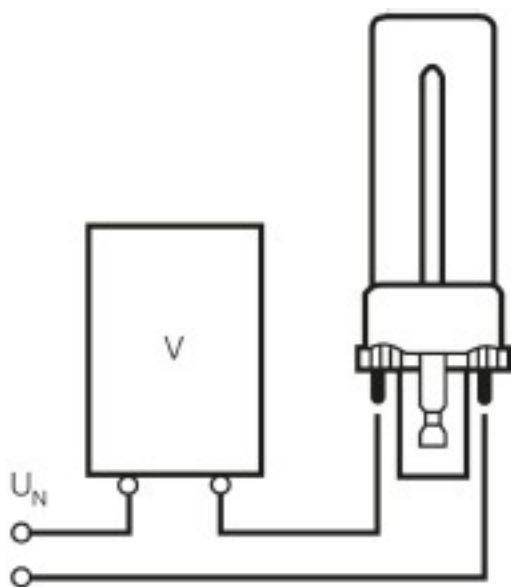
---

- Suitable for operation on conventional control gear

## Safety advice

---

In case of lamp breakage: [www.osram.com/brokenlamp](http://www.osram.com/brokenlamp)



*Circuit diagram*

**Logistical Data**

---

<b>Product code</b>	<b>Packaging unit (Pieces/Unit)</b>	<b>Dimensions (height x width x length)</b>	<b>Gross weight</b>	<b>Volume</b>
4050300025711	Folding carton box 1	36 mm x 36 mm x 179 mm	62.00 g	0.23 dm <sup>3</sup>
4050300027036	Shipping carton box 10	167 mm x 162 mm x 135 mm	695.00 g	3.65 dm <sup>3</sup>

---

## Disclaimer

---

Subject to change without notice. Errors and omission excepted. Always make sure to use the most recent release.