

FEATURES

- Reliable solution without power supply
- Smooth flicker-free dimming to 0,1%
- Practically no inrush current
- Warm dim version available



HV-FD 40°



HV-FD 80°



SPRINGS

Standard with CS spring (concrete/gyproc). Also available as above with WS spring (gyproc/metal).

COLOURS

Available colours:



Matt white RAL 9016 (XX=MW)
Matt black RAL 9005 (XX=BL)

Fluxe 90 HV-FD

Adjustable

DRIVERLESS

Can be connected directly to 220-240V

SPECIFICATIONS

Input voltage	220-240Vac
Beam angle (FWHM)	40° / 80°
Fixture material	Housing: Die cast aluminium / Reflector glass: Polycarbonate
Environment	Indoor
IK rate	IK03
Inrush current (peak / duration)	<100mA / 0 µs (soft start)
Max. quantity per type B 16A	360 pcs.
Mains surge capability (between L - N)	2 kV (differential mode (DM))
Mains surge capability (between L/N - PE)	4 kV (common mode (CM))
% Flicker (Conform IEEE P1789 Standard)	Typical 0,4%
Flicker index	<0,1
Dimming range	100-1%
THD	15%
Operating temperature (Ta)	-20°C / +45°C ¹
Safety marks	EN60598 / EN62031 / EN62471
EMC compliance	EN55015
Colour consistency (SDCM)	MacAdam step 3
Warranty	7 years * (within the European Union and the countries of the Free Trade Association for products delivered after 1 May 2015)
Energy class	A

This luminaire contains built-in LED lamps. There are no exchangeable parts inside the luminaire. EU 874/2012

¹ In applications with a flat roof (fi. car showrooms) the temperatures may exceed 45°C. Please ask our sales office for a special driver.

MADE IN HOLLAND


7 YEAR WARRANTY

ECO

PATENTED TECHNOLOGY

IP20

FLUXE 90 220-240V



Connection box 3P
82x43x26 mm
Possibility for looping by 2 cables
max. Ø 10mm (H03/H05).

ITEM SPECIFICATIONS (PART A)

Description	Item code CS	Item code WS	Input	W	Lm	Lm/W	CRI (typ.)	UGR	Pf
Fluxe 90 HV-FD 2700K 600 Lm 40° Triac dim	802B03XX5A02	802B03XX8A02	220-240V	10,5	600	57	93	14,7	0,99
Fluxe 90 HV-FD 3000K 600 Lm 40° Triac dim	802B03XX5C02	802B03XX8C02	220-240V	10,3	600	58	93	14,7	0,99
Fluxe 90 HV-FD 4000K 600 Lm 40° Triac dim	802B03XX5E02	802B03XX8E02	220-240V	10,1	600	59	93	14,7	0,99
Fluxe 90 HV-FD 2200-3000K 600 Lm 40° Triac dim	802B03XX5G02	802B03XX8G02	220-240V	10,3	600	58	93	14,7	0,99
Fluxe 90 HV-FD 2700K 600 Lm 80° Triac dim	802B03XX5B02	802B03XX8B02	220-240V	10,5	600	57	93	25,9	0,99
Fluxe 90 HV-FD 3000K 600 Lm 80° Triac dim	802B03XX5D02	802B03XX8D02	220-240V	10,3	600	58	93	25,9	0,99
Fluxe 90 HV-FD 4000K 600 Lm 80° Triac dim	802B03XX5F02	802B03XX8F02	220-240V	10,1	600	59	93	25,9	0,99
Fluxe 90 HV-FD 2200-3000K 600 Lm 80° Triac dim	802B03XX5H02	802B03XX8H02	220-240V	10,3	600	58	93	25,9	0,99

ITEM SPECIFICATIONS (PART B)

Description	Safety class	Energy class	Weight	Dimensions single carton	Quantity per carton	Expected lifespan (25°C)		
						L70B50	L80B50	L90B50
Fluxe 90 HV-FD 2700K 600 Lm 40° Triac dim	I	A	390 gr	105x105x105 mm	35 pcs	>70.000 hrs	>70.000 hrs	>54.000 hrs
Fluxe 90 HV-FD 3000K 600 Lm 40° Triac dim	I	A	390 gr	105x105x105 mm	35 pcs	>70.000 hrs	>70.000 hrs	>54.000 hrs
Fluxe 90 HV-FD 4000K 600 Lm 40° Triac dim	I	A	390 gr	105x105x105 mm	35 pcs	>70.000 hrs	>70.000 hrs	>54.000 hrs
Fluxe 90 HV-FD 2200-3000K 600 Lm 40° Triac dim	I	A	390 gr	105x105x105 mm	35 pcs	>70.000 hrs	>70.000 hrs	>54.000 hrs
Fluxe 90 HV-FD 2700K 600 Lm 80° Triac dim	I	A	390 gr	105x105x105 mm	35 pcs	>70.000 hrs	>70.000 hrs	>54.000 hrs
Fluxe 90 HV-FD 3000K 600 Lm 80° Triac dim	I	A	390 gr	105x105x105 mm	35 pcs	>70.000 hrs	>70.000 hrs	>54.000 hrs
Fluxe 90 HV-FD 4000K 600 Lm 80° Triac dim	I	A	390 gr	105x105x105 mm	35 pcs	>70.000 hrs	>70.000 hrs	>54.000 hrs
Fluxe 90 HV-FD 2200-3000K 600 Lm 80° Triac dim	I	A	390 gr	105x105x105 mm	35 pcs	>70.000 hrs	>70.000 hrs	>54.000 hrs

All values are measured at 230V (+/- 7%)

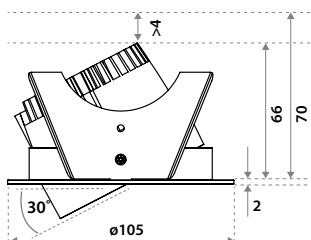
FIRE RATING TUBE

Description	Item code	Hole size	time
Fire rating tube 90	009D03MW0000	ø94x70mm	90 min.

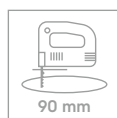


⚠ Only in combination with WS (wire) springs versions.

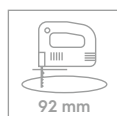
DIMENSIONS



HOLE SIZE



Using CS (concrete) springs (concrete/gyproc)
For 5-70 mm ceiling thickness.
Recess depth 70 mm (incl. 5mm space for air ventilation).



Using WS (wire) springs (gyproc/metal)
For 1-50 mm ceiling thickness.
Recess depth 70 mm (incl. 5mm space for air ventilation).

RECOMMENDED DIMMER LIST ILLUXTRON HV-FD DOWNLIGHTS (2021)

	Manufacturer	Product ID	Type	Power	Neutral		RCS		Range	
					1)	2)	min	max		
Flush mounted dimmers										
1	ABB-Busch&Jaeger	6523 UR 103	RLC	2-400	X		x		0,2	100
2	CTM Lyng	MDimLed	LED	1-200	Y		x		0,0	100
3	Gira Berker Jung	1183 00/101	RL	20-500	X		?		0,0	99
4	Gira Berker Jung	1184 00/101	R	60-200	X		x		0,2	97
5	Legrand	0 02671	LED	3-75	Y		?		6,3	96
6	Legrand (Btinico)	L-N-NT4411N	LED	3-75	X		?		3,4	95
7	Lumiko /Klemko	D-PAF-200-LED	RC	1-200	X		x		0,0	98
8	Lutron	RRK-R25NE-240	LED	1-250	Y		x		0,1	98
9	Niko	310-0190X	Uni	5-325	Y		✓		0,0	98
10	Niko	310-0290X	LED	3-300	X		✓		0,1	99
11	Niko	310-0390X	Uni	3-200	X		✓		0,0	95
14	Feller	40600 RL	RL	20-300	X		x		0,0	96
15	Merten	SBD SPL	RL	9-100	X		?		0,2	100
16	Merten	SBD600 RL	RL	40-600	X		x		0,0	96
17	Simon Electric	DS9T2		5-315	Y		x		0,1	100
18	Unilamp/Belid	KDT 250 E-1	LED	5-250	X		?		0,7	98
19	Unilamp/Luzense	KTD-500 E4	LED	5-500	X		x		0,4	100
Wireless remote controlled dimmers (Bluetooth, Zigbee, RF)										
20	Casambi	CBU-TED Bluetooth	RC	1-100	Y		x		0,1	100
21	Dimmax (Trump)	420BLE	RLC	1-380	Y					
22	Eaton LED	CDAU-01/04	RLC	0-250	Y		x		2,0	100
23	RAKO	RMT-500	RC	1-500	Y		✓		0,0	100
24	RAKO	RMT-PILL	RC	1-250	Y		✓		0,1	98
Wired remote control dimmers (pulse, Din-rail etc)										
25	Dimmax (Trump)	420SL	RLC	1-200	Y		x		2,1	98
26	Eltako	EUD61NPN-UC	RLC	400	Y		x		2,9	95
27	Niko	330-0700(=330-0701)	LED	5-350	Y		✓		0,1	100
28	Qbus	Dim02SA/500	uni	2-500	Y		✓		0,1	100

1) **Y** = neutral required; **X** = no neutral required

2) **x** = sensitive to RCS signals e.g. flicker; ✓ = not sensitive to RCS

This list is based on measurements in a lab environment with nominal voltage, a different voltage may result in a different dimming range. Dimmermanufacturers may change the technical design of the dimmer without informing LED lamp suppliers. These changes can influence the performance of LED products. Illuxtron cannot be held responsible for inaccuracies in the compatibility lists due to technical changes in dimmers. Disclaimer: Illuxtron will not accept claims for any damage caused by implementing the recommendations in this document.