

STB SERIES BOX CABINET WITH SINGLE DOOR, COMPLETE WITH:

- Airtight box cabinet with mono-block structure
- Fixed bottom with cable input compartment;
- Bottom closure flange with gasket to guarantee air tightness;
- Internal electro mechanical plate;
- Blind door with double finned PVC opening.

Additional components:
 - Wall application kit (/SFM400).

NOTE:
 The following features may be customised on request:
 - Side, rear, roof and bottom bores;
 - Boring on door;
 - Boring on electromechanical plate;
 - Various types of closure boxes.

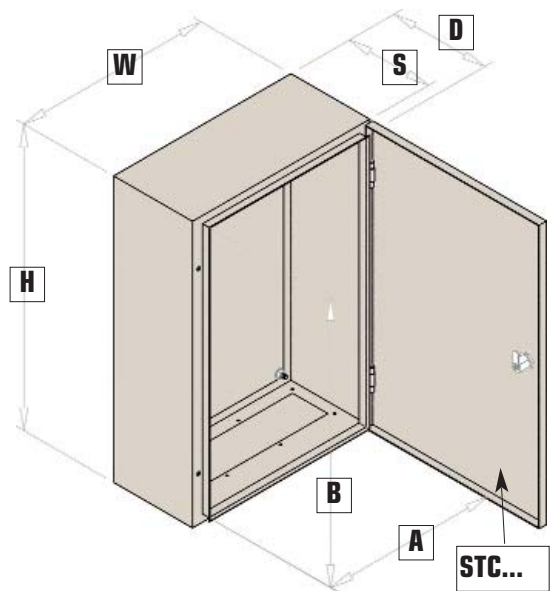


Fig. 102.1

Positions **A** and **B** are the same as the effective passage in the front part of the box cabinet.

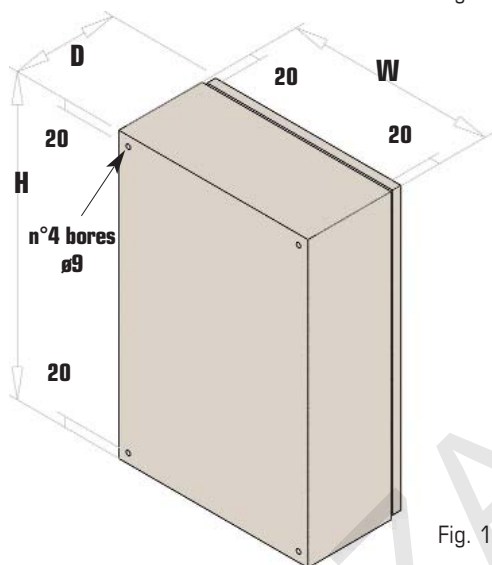


Fig. 102.2

The characteristic measurements of the box cabinet are shown in fig. 102.1

Fig. 102.2 shows the box cabinet from the rear, with the characteristic position of the attachment bores;

Fig. 102.3 shows an exploded drawing of the box cabinet with the characteristic accompanying elements.

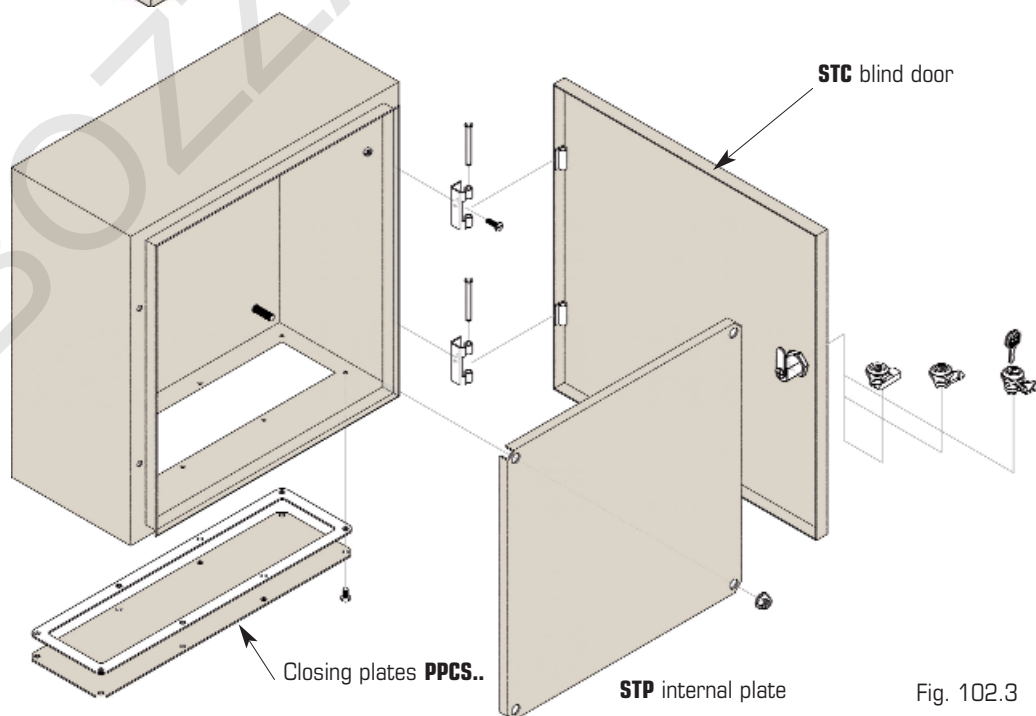


Fig. 102.3

STB - IP 65 AIRTIGHT BOX CABINETS WITH SINGLE DOOR

CODE	Nominal Dimensions			S	A	B	Plate Code	Plate Characteristics	
	H	W	D					X	Y
STB302015	300	200	150	126	152	265	STP3020	148	248
STB302515	300	250	150	126	202	265	STP3025	198	248
STB302520	300	250	200	176	202	265	STP3025	198	248
STB303015	300	300	150	126	252	265	STP3030	248	248
STB352515	350	250	150	126	202	315	STP3525	198	298
STB352520	350	250	200	176	202	315	STP3525	198	298
STB403015	400	300	150	126	252	365	STP4030	248	348
STB403020	400	300	200	176	252	365	STP4030	248	348
STB404020	400	400	200	176	352	365	STP4040	348	348
STB406020	400	600	200	176	552	365	STP4060	548	348
STB503015	500	300	150	126	252	465	STP5030	248	448
STB503020	500	300	200	176	252	465	STP5030	248	448
STB503515	500	350	150	126	302	465	STP5035	298	448
STB503520	500	350	200	176	302	465	STP5035	298	448
STB504016	500	400	160	136	352	465	STP5040	348	448
STB504020	500	400	200	176	352	465	STP5040	348	448
STB504025	500	400	250	226	352	465	STP5040	348	448
STB505020	500	500	200	176	452	465	STP5050	448	448
STB604020	600	400	200	176	352	565	STP6040	348	548
STB604025	600	400	250	226	352	565	STP6040	348	548
STB606020	600	600	200	176	552	565	STP6060	548	548
STB606025	600	600	250	226	552	565	STP6060	548	548
STB606030	600	600	300	276	552	565	STP6060	548	548
STB606040	600	400	400	376	352	565	STP6040	348	548
STB606040	600	600	400	376	552	565	STP6060	548	548
STB705020	700	500	200	176	452	665	STP7050	448	648
STB705025	700	500	250	226	452	665	STP7050	448	648
STB805020	800	500	200	176	452	765	STP8050	448	748
STB805025	800	500	250	226	452	765	STP8050	448	748
STB806020	800	600	200	176	552	765	STP8060	548	748
STB806025	800	600	250	226	552	765	STP8060	548	748
STB806030	800	600	300	276	552	765	STP8060	548	748
STB808030	800	800	800	776	752	765	STP8080	748	748
STB806040	800	600	400	376	552	765	STP8060	548	748
STB808040	800	800	400	376	752	765	STP8080	748	748
STB906020	900	600	200	176	552	865	STP9060	548	848
STB906025	900	600	250	226	552	865	STP9060	548	848
STB906030	900	600	300	276	552	865	STP9060	548	848
STB106025	1000	600	250	226	552	965	STP1060	548	948
STB106030	1000	600	300	276	552	965	STP1060	548	948
STB108020	1000	800	200	176	752	965	STP1080	748	948
STB108025	1000	800	250	226	752	965	STP1080	748	948
STB108032	1000	800	320	296	752	965	STP1080	748	948
STB106040	1000	600	400	376	552	965	STP1060	548	948
STB108040	1000	800	400	376	752	965	STP1080	748	948
STB126030	1200	600	300	276	552	1165	STP1260	548	1148
STB128025	1200	800	250	226	752	1165	STP1280	748	1148
STB128030	1200	800	300	276	752	1165	STP1280	748	1148
STB126040	1200	600	400	376	552	1165	STP1260	548	1148
STB128040	1200	800	400	376	752	1165	STP1280	748	1148
STB146040	1400	600	400	376	552	1365	STP1460	548	1348
STB148040	1400	800	400	376	752	1365	STP1480	748	1348

Dimensions in mm