

Features & Benefits

- Easy to install, recess mounted LED luminaires
- Multis require a min. floor thickness of only 7mm
- Long lifespan of up to 100.000 hours
- Energy-efficient: round versions 0.3W and square 0.6W
- Solid construction can withstand 285kg of weight load
- Round and square shapes with a stainless steel finish
- Cool white, warm white, blue or amber LEDs

Applications

- Floor & wall coverings
- Stair treads, stringers & risers
- Baseboards, profiles & wainscoting
- Countertops & cabinets

Multi

Round/Square

Eyeleds® Multi, a single, linkable version of the popular 'Floorleds', floor lighting system, features a built-in depth of just 6.5mm and offers revolutionary possibilities to be creative with light.

The Eyeleds® Multi has two 80cm cables with a male and female IP67 plug connector, pre-attached.

Eyeleds® Multi can be used as interior design accents, guide or night-lights. Additionally, this system can be installed into existing flooring by accessing the floor below to link the connectors together through a basement or crawl space.

Specifications

Lumen Output

Round	1,6 lm
Square	2,0 lm

Power Consumption

Round	0.3W / 25mA
Square	0.6W / 50mA

Color Temperature

Cool White	5500K
Warm White	2700K

Rated Life	up to 100.000 Hours
------------	---------------------

LEDs	SMD (Side LED)
------	----------------

Materials

Lens and Housing	Polycarbonate
Metal Parts	Stainless Steel (INOX 316)

Walkover Pressure	Max. 285kg / 2850N
-------------------	--------------------

IK	IK10
----	------

Surface Temperature

Front	Max. 34°C
-------	-----------

Back	Max. 31°C
------	-----------

Operating Temperature	-35°C to +65°C
-----------------------	----------------

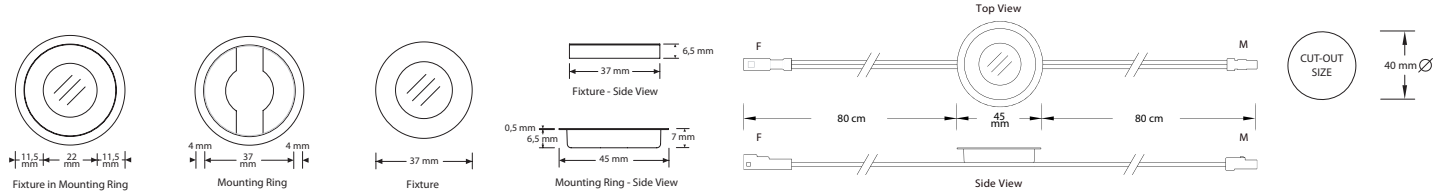
Voltage	12V DC
---------	--------

Warranty	5 Years Limited
----------	-----------------

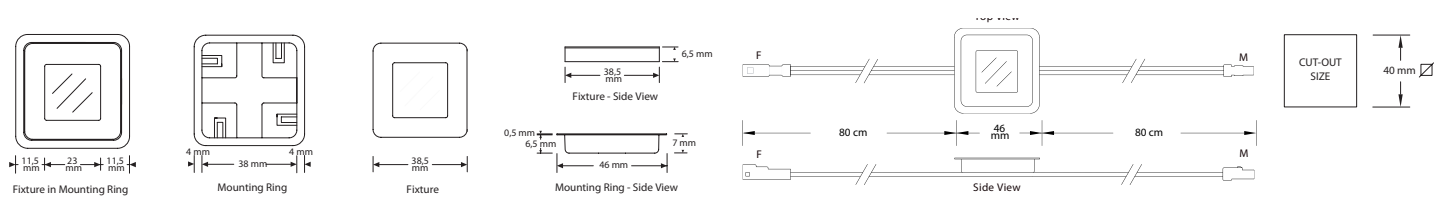
Standards	CE
-----------	-----------

Environment	IP67, indoor application only
-------------	-------------------------------

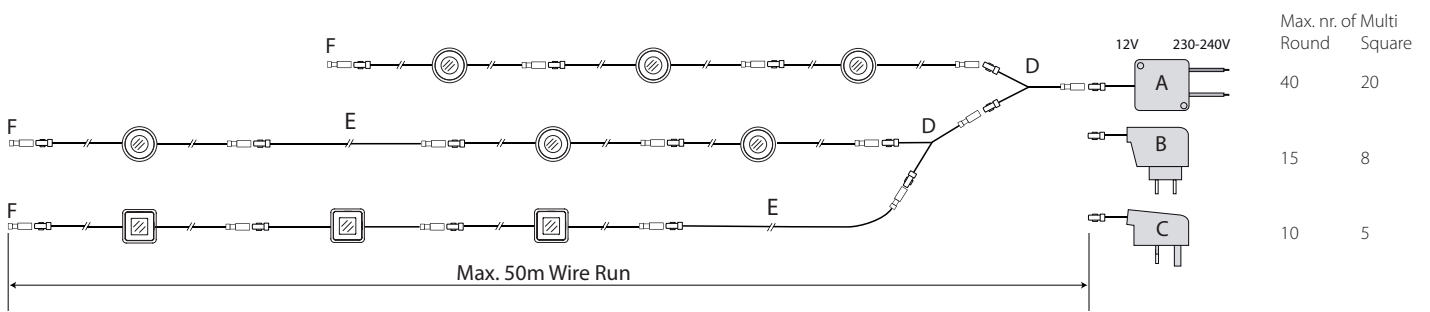
Dimensions - Round



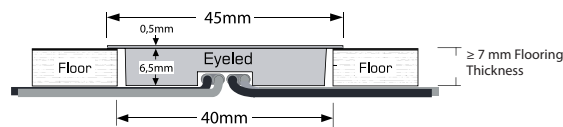
Dimensions - Square



Example Connection Diagram



Installation Diagram



Ordering Information

Description	Finish / LED Colour	Ordering # Round	Ordering # Square
Multi - Single, Linkable LED Unit	Stainless Steel / Warm White LED	EMU-RWW-01	EMU-SWW-01
Multi - Single, Linkable LED Unit	Stainless Steel / Cool White LED	EMU-RCW-01	EMU-SCW-01
Multi - Single, Linkable LED Unit	Stainless Steel / Blue LED	EMU-RBL-01	EMU-SBL-01
Multi - Single, Linkable LED Unit	Stainless Steel / Amber LED	EMU-RAM-01	EMU-SAM-01

Accessory	#	Ordering #	Accessory	#	Ordering #
Built-In Power Supply 12V DC / 12W	(A)	EIA-10000	Extension Cable 100cm	(E)	EIA-30002
Plug-In Power Supply EU 12V DC / 5W	(B)	EIA-11000	Extension Cable 300cm	(E)	EIA-30003
Plug-In Power Supply UK 12V DC / 3W	(C)	EIA-11001	Extension Cable 600cm	(E)	EIA-30004
T-Splitter	(D)	EIA-20000	End Stop	(F)	EIA-40000
			Carpet Clamp Ring		EIA-60000