

14 Wall & Ceiling LED > Outdoor Wall Cylinders Up & down beam

67138/AN/W



2x6W Outdoor Wall Cylinder, IP54.

Complete with driver.

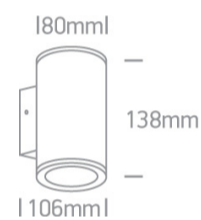
Complies with standard EN60598-1 and any other specific standards.



Downloads



Dimensions



Physical Specification

Item Group	14 Wall & Ceiling LED
Family	Outdoor Wall Cylinders Up & down beam
Order Code	67138/AN/W
Colour	Anthracite
Material	Die Cast
Shape	Circular
Height	138mm
Diameter	80mm
Surface Wall	Yes
Indoor	Yes
Outdoor	Yes

Gear

Built In

Fitting + Driver

Input Voltage

220-240V

50 Hz

Yes

60 Hz

Yes

Safety Class



Power(Watts)

2x6W

IP Rating

IP54

Light Source

LED built in

Dimmable

No

F Mark



Fitting

Input Type

Constant Current

Input Current

500mA

Voltage

20V

Safety Class



Power(Watts)

10W

IP Rating

IP54

Light Source

LED built in

LED Type

COB

LED Brand

Cree

Gear

Gear Type

Led Driver

Input Voltage

220-240V

50 Hz


Yes

60 Hz


Yes

Power(Watts)

6-12W

Power Factor	0,5
Constant Current	Yes
500mA	12-24V
IP Rating	IP20
Safety Class	
Dimmable	No
Ambient Temp	50°C
Operating Temp	70°C
Brand	Eaglerise

Illumination Data

Colour Temperature	3000K
Lumen Output	2x440lm
Light Efficiency	73,33lm/W
CRI	80
Beam Angle	35°
Illumination Diagram	

Packing Info

Box Length	12cm
Box Width	9cm
Box Height	15cm
Box Weight	0,675Kg
Pcs/Carton	12
Barcode	5291889042624
HS Code	9405409900

Energy Label



Certification & Warranty

Warranty

2 Years

Weee Directive

Yes

switch to
one light!

one
LIGHT

