

FEATURES

- Reliable solution without power supply
- Practically no inrush current
- Integrated PIR sensor

SPRINGS

Standard with CS spring (concrete/gyproc). Also available as above with WS spring (gyproc/metal).



COLOURS

Available colours:



Matt white RAL 9016 (XX=MW)
Matt black RAL 9005 (XX=BL)

SensorLinea 75 HV

Fixed

DRIVERLESS

Can be connected directly to 220-240V

SPECIFICATIONS

Beam angle (FWHM)	80°
Fixture material	Housing: Die cast aluminium / Reflector glass: Polycarbonate
Environment	Indoor
IK rate	IK03
Operating temperature (Ta)	-20°C / +30°C ¹
Safety marks	EN60598 / EN62031 / EN62471
EMC compliance	EN55015
Colour consistency (SDCM)	MacAdam step 3
Warranty	7 years * (within the European Union and the countries of the Free Trade Association for products delivered after 1 May 2015)
Safety class	I
Energy class	A
Detection range	120°
Turn-on time	200 ms
Inrush current	0 mA (max. 316 pcs. per type B16 Amp)
Surge protection	L-N > 1kV; L-E, N-E > 2kV
Audible noise	21 dB
Time setting	4 min. (cannot be changed)

This luminaire contains built-in LED lamps. There are no exchangeable parts inside the luminaire. EU 874/2012

¹ In applications with a flat roof (i.e. car showrooms) the temperatures may exceed 30°C. Please ask our sales office for a special driver.



Sensor luminaires turn on for 4 minutes after detecting movement.



SENSORLINEA 75 HV 3000/4000K



+



Connection box 3P
82x43x26 mm
Possibility for looping by 2 cables
max. Ø 10mm (H03/H05).

ITEM SPECIFICATIONS (PART A)

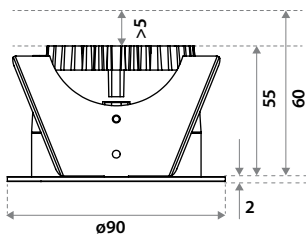
Description	Item code CS	Item code WS	Input	W	Lm	Lm/W	CRI (typ.)	UGR	Pf
SensorLinea 75 HV 600 Lm 3000K 80°	912S03XX5D02	912S03XX8D02	220-240V	15,0	600	40	83	25.9	0.99
SensorLinea 75 HV 600 Lm 4000K 80°	912S03XX5F02	912S03XX8F02	220-240V	15,0	600	40	83	25.9	0.99

ITEM SPECIFICATIONS (PART B)

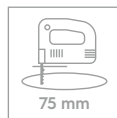
Description	Safety class	Energy class	Weight	Dimensions single carton	Quantity per carton	Expected lifespan (25°C)		
						L70B50	L80B50	L90B50
SensorLinea 75 HV 600 Lm 3000K 80°	I	A	262 gr	105x105x61 mm	45 pcs	>54.000 hrs	>54.000 hrs	>54.000 hrs
SensorLinea 75 HV 600 Lm 4000K 80°	I	A	262 gr	105x105x61 mm	45 pcs	>54.000 hrs	>54.000 hrs	>54.000 hrs

All values are measured at 230V (+/- 7%)

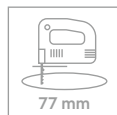
DIMENSIONS



HOLE SIZE



Using CS (concrete) springs (concrete/gyproc)
For 5-60 mm ceiling thickness.
Recess depth 60 mm (incl. 5mm space for air ventilation).



Using WS (wire) springs (gyproc/metal)
For 1-55 mm ceiling thickness.
Recess depth 60 mm (incl. 5mm space for air ventilation).

DETECTION AREA

