

MODEL **IN0002160MP**
IN NOVO 160 PLUS

PRODUCT DESCRIPTION

Innovatives In-Line Mixed Flow Duct Fans, NOVOVENT brand, IN-NOVO Series, model IN NOVO 160 PLUS. Outstanding performances, compacts, easy to install and silent. Turbine designed using the exclusive S.N.C. (Serrated Novovent Concept) with directive impeller and jagged blade's trailing edges.



Installation type	CIRCULAR DUCT FAN	Specifications	STANDARD APPLICATION
-------------------	-------------------	----------------	----------------------

PRODUCT TECHNICAL DETAILS

Max Airflow	781,17 m3/h	Installed power	0,05 kW
Max St Pressure	182,87 Pa	Nominal current	0,64 A
Diameter	160 mm	Nominal rpm	2.600,00 rpm
Ballancing	Q6.3 DINÁMICA		
Impeller material	PA		
Casing material	PA		

PRODUCT DUTY POINT

Temperature	8 °C
Height over sea level	0 m
Air density	1,263866 kg/m3
Airflow	781,17 m3/h
Static Pressure	3,23 Pa
Dynamic Pressure	73,60 Pa
Total Pressure	76,83 Pa
Shaft Power	125,59 W
MAX Thrust	0,00 N
Sound Power Level	58,0 db(A)
Sound Pressure Level at 3m	40,4 db(A)

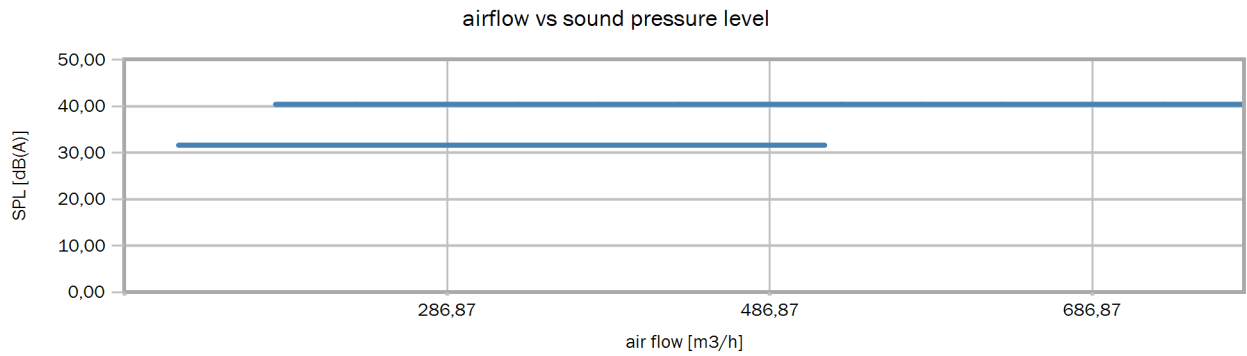
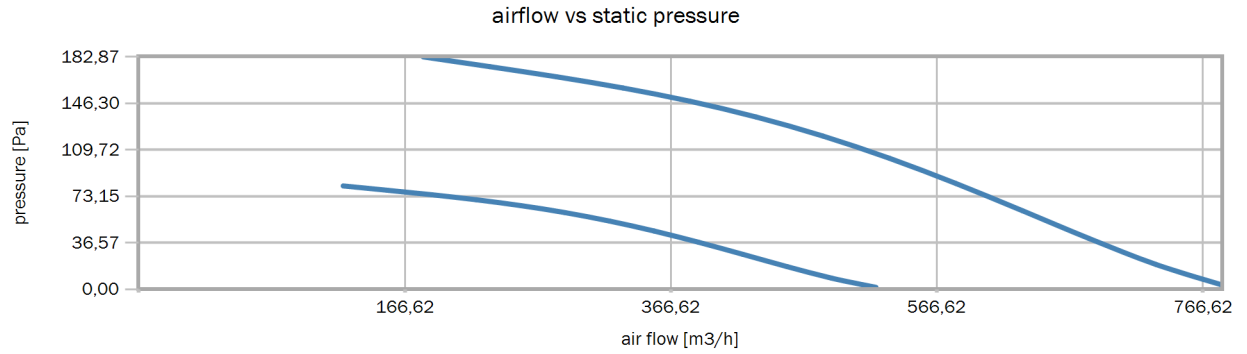
TECHNICAL REQUIRED SPECIFICATIONS

Temperature	8 °C									
Height over sea level	0 m									
Air density	1,263866 kg/m3									
Airflow	0,00 m3/h									
Pressure	0,00 Pa									
Shaft Power	octave band (Hz)									
	63	125	250	500	1000	2000	4000	8000		
Sound Power Level	39,6	46,8	49,0	50,3	54,1	50,3	42,0	33,5		
Sound Pressure Level at 3m	22,1	29,3	31,4	32,7	36,6	32,8	24,5	16,0		

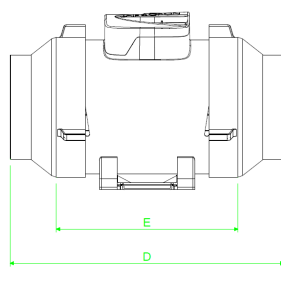
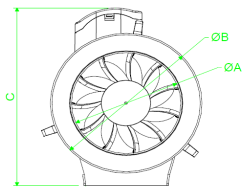
PRODUCT CHART

Air density 1.2046 kg/m3

NOVOVENT reserves the right of change any design (including drawings, materials and specifications) and is the sole owner of the software development, not accepting mistakes that could happen because of a faulty installation or based on a non updated version of software. Information given on this data sheet is for this specific fan being highly recommended to refer and follow the project requirements and instructions. This data sheet has been printed on 18/09/2017 using software version 2017. Sound data are given under laboratory conditions and may differ from operation and mounting conditions. Use this sound data as a reference only. Drawings are for dimensional purposes only. Start currents are DOL for motors power below 4kW and above are Star Delta.



PRODUCT DIMENSIONS



A	B	C	D	E
160	206	275	287	215
F	G	H	I	J
0	0	0	0	0
K	L	M	N	
0	0	0	0	

NOVOVENT reserves the right of change any design (including drawings, materials and specifications) and is the sole owner of the software development, not accepting mistakes that could happen because of a faulty installation or based on a non updated version of software. Information given on this data sheet is for this specific fan being highly recommended to refer and follow the project requirements and instructions. This data sheet has been printed on 18/09/2017 using software version 2017. Sound data are given under laboratory conditions and may differ from operation and mounting conditions. Use this sound data as a reference only. Drawings are for dimensional purposes only. Start currents are DOL for motors power below 4kW and above are Star Delta.