


## OT FIT 40/220...240/1A0 CS PC

OPTOTRONIC Phase-cut OT FIT | Compact constant current LED driver – Dimmable



### Product family features

- Cable clamp housing for independent mounting
- Dimmable on the leading edge and trailing edge
- Housing for independent installation

### Product family benefits

- Compatible with the most common leading-edge and trailing-edge phase dimmers
- Flexible current setting (DIPswitch – 2 to 4 currents)
- Flicker-free dimming
- Higher quality of light thanks to < 5% output ripple current

## Product datasheet

---

### Areas of application

- Decorative illumination
- Downlights, flat luminaires
- Hospitality
- Living areas
- Museums, residential buildings
- Offices
- Shop lighting
- Suitable for indoor SELV installations
- Suitable for luminaires of protection class I and II

## Technical data

### Electrical data

Nominal input voltage	220...240 V
Mains frequency	50/60 Hz
Input voltage AC	198...264 V <sup>1)</sup>
Total harmonic distortion	< 20 % <sup>2)</sup>
Power factor $\lambda$	> 0.95 <sup>3)</sup>
Efficiency in full-load	85 % <sup>4)</sup>
Device power loss	6.7 W <sup>5)</sup>
Protective conductor current	<0.7 mA
Inrush current	< 10 A <sup>6)</sup>
Max. ECG no. on circuit breaker 10 A (B)	18
Max. ECG no. on circuit breaker 10 A (C)	18
Max. ECG no. on circuit breaker 16 A (B)	28
Max. ECG no. on circuit breaker 16 A (C)	28
Max. ECG no. on circuit breaker 25 A (B)	-
Surge capability (L/N-Ground)	2 kV
Surge capability (L-N)	1 kV
Nominal output voltage	27...40 V
U-OUT (working voltage)	60 V
Nominal output current	800 / 900 / 950 / 1050 mA
Output current tolerance	±10 %
Output ripple current (100 Hz)	< 5 %
Output PSTLM	≤1
Output SVM	≤0.4
Nominal output power	21.6...42 W
Maximum output power	42 W
Galvanic isolation primary/secondary	SELV
Current set	DipSwitch
Default output current	1050 mA

<sup>1)</sup> Permitted voltage range

<sup>2)</sup> Full load, 230V, 50 Hz

<sup>3)</sup> Full load at 230 V/Minimum load at 230 V

<sup>4)</sup> at 230 V, 50 Hz

<sup>5)</sup> At Full load, 230 V, 50 Hz

<sup>6)</sup>  $t_{width} = 100 \mu s$  (measured at 50 %  $I_{peak}$ )

## Dimensions & weight



Mounting hole spacing, length	99.0 mm
Mounting hole spacing, width	58.0 mm
Product weight	130.00 g
Cable cross-section, input side	0.5...1.5 mm <sup>2</sup>
Cable cross-section, output side	0.5...1.5 mm <sup>2</sup>
Wire preparation length, input side	9.0...10.0 mm
Wire preparation length, output side	9.0...10.0 mm
Length	108.0 mm
Width	67.0 mm
Height	22.0 mm

## Colors & materials

Casing material	Plastic
-----------------	---------

## Temperatures & operating conditions

Ambient temperature range	-20...+50 °C
Maximum temperature at tc test point	80 °C <sup>1)</sup>
Max.housing temperature in case of fault	110 °C
Temperature range at storage	-20...80 °C
Permitted rel. humidity during operation	5...85 % <sup>2)</sup>

<sup>1)</sup> Maximum at the Tc-point

<sup>2)</sup> Non-condensing

## Lifespan

ECG lifetime	35000 / 50000 h <sup>1)</sup>
--------------	-------------------------------

<sup>1)</sup> At maximum T<sub>c</sub> = 80°C / 10% failure rate / At maximum T<sub>c</sub> = 70°C / 10% failure rate

## Capabilities

## Product datasheet

<b>Dimmable</b>	Yes
<b>Dimming interface</b>	Phase Cut <sup>1)</sup>
<b>Dimming range</b>	5...100 %
<b>Dimming method</b>	Amplitude Modulation
<b>Overheating protection</b>	Automatic reversible
<b>Overload protection</b>	Automatic reversible
<b>Short-circuit protection</b>	Automatic reversible
<b>No-load proof</b>	Yes
<b>Intended for no-load operation</b>	No
<b>Max. cable length to lamp/LED module</b>	2.0 m <sup>2)</sup>
<b>Suitable for fixtures with prot. class</b>	I / II
<b>Type of connection, input side</b>	Push terminal
<b>Type of connection, output side</b>	Push terminal
<b>Suitable for through-wiring</b>	No
<b>Control interface</b>	-
<b>Detection angle (Light sensor)</b>	-
<b>Detection angle (PIR)</b>	-
<b>Number of channels</b>	1

<sup>1)</sup> Leading edge / Trailing edge

<sup>2)</sup> Output wires must be routed as close as possible to each other

## Programming

<b>Programming device</b>	DIPswitch
---------------------------	-----------

## Certificates & standards

<b>Approval marks – approval</b>	CE
<b>Standards</b>	Acc. to IEC 61347-1/Acc. to IEC 61347-2-13/Acc. to IEC 62384/Acc. to IEC 61000-3-2/Acc. to IEC 61547/Acc. to IEC 61000-3-3
<b>Protection class</b>	I,II
<b>Type of protection</b>	IP20

## Logistical data

<b>Commodity code</b>	850440829000
-----------------------	--------------








## Environmental information

<b>Information according Art. 33 of EU Regulation (EC) 1907/2006 (REACH)</b>	
<b>Date of Declaration</b>	21-09-2022
<b>Primary Article Identifier</b>	4052899617261

## Product datasheet

<b>Candidate List Substance 1</b>	Lead
<b>CAS No. of substance 1</b>	7439-92-1
<b>Safe Use Instruction</b>	The identification of the Candidate List substance is sufficient to allow safe use of the article.
<b>Declaration No. in SCIP database</b>	12e69ac2-65a4-4005-adc2-91d141c4a2b2

## Download Data

File	
	User instruction OPTOTRONIC LED Power Supply
	Addon Technical Information OT FIT 40 PC CS DL 181120
	Certificates OT FIT 40 CS PC ENEC 35 114114 110221
	Declarations of conformity OT FIT CS PC CE 3789414 170522
	Declarations of conformity OT FIT CS PC UK DoC 4290101 170522
	CAD data OT FIT 40 CS PC STEP 290621
	CAD data 3-dim OT FIT 40 CS PC CAD3PDF 290621

## Ecodesign regulation information:

Intended for use with LED modules.

The forward voltage of the LED light source shall be within the defined operating window of the control gear in all operating conditions including dimming if applicable.

Separate control gear and light sources must be disposed of at certified disposal companies in accordance with Directive 2012/19/EU (WEEE) in the EU and with Waste Electrical and Electronic Equipment (WEEE) Regulations 2013 in the UK. For this purpose, collection points for recycling centres and take-back systems (CRSO) are available from retailers or private disposal companies, which accept separate control gear and light sources free of charge. In this way, raw materials are conserved and materials are recycled.

## Logistical Data

Product code	Product description	Packaging unit (Pieces/Unit)	Dimensions (length x width x height)	Volume	Gross weight
4052899617261	OT FIT 40/220...240/1A0 CS PC	Shipping carton box 20	347 mm x 228 mm x 64 mm	5.06 dm <sup>3</sup>	2762.00 g

## Product datasheet

---

### Logistical Data

The mentioned product code describes the smallest quantity unit which can be ordered. One shipping unit can contain one or more single products. When placing an order, for the quantity please enter single or multiples of a shipping unit.

---

### Disclaimer

Subject to change without notice. Errors and omission excepted. Always make sure to use the most recent release.