

FEATURES

- Reliable solution without power supply
- Smooth flicker-free dimming to 0,1%
- Practically no inrush current
- Warm dim version available



HV-FD 40°

HV-FD 80°

COLOURS

Available colours:



Matt white RAL 9016 (XX=MW)
Matt black RAL 9005 (XX=BL)

SPRINGS

Standard with CS spring (concrete/gyproc). Also available as above with WS spring (gyproc/metal).

Linea 75 HV-FD

Fixed

DRIVERLESS

Can be connected directly to 220-240V

SPECIFICATIONS

Input voltage	220-240Vac
Beam angle (FWHM)	40° / 80°
Fixture material	Housing: Die cast aluminium / Reflector glass: Polycarbonate
Environment	Indoor
IK rate	IK03
Inrush current (peak / duration)	<100mA / 0 µs (soft start)
Max. quantity per type B 16A	360 pcs.
Mains surge capability (between L - N)	2 kV (differential mode (DM))
Mains surge capability (between L/N - PE)	4 kV (common mode (CM))
% Flicker (Conform IEEE P1789 Standard)	Typical 0,4%
Flicker index	<0,1
Dimming range	100-1%
THD	15%
Operating temperature (Ta)	-20°C / +45°C
Safety marks	EN60598 / EN62031 / EN62471
EMC compliance	EN55015
Colour consistency (SDCM)	MacAdam step 3
Warranty	7 years * (within the European Union and the countries of the Free Trade Association for products delivered after 1 May 2015)
Energy class	A

This luminaire contains built-in LED lamps. There are no exchangeable parts inside the luminaire. EU 874/2012



Only when the product is installed in a closed ceiling it may be exposed to water splashes, and only on its front side.

IP20

IP44

LINEA 75 **220-240V**



+



Connection box 3P
82x43x26 mm
Possibility for looping by 2 cables
max. Ø 10mm (H03/H05).

ITEM SPECIFICATIONS (PART A)

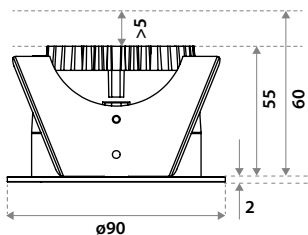
Description	Item code CS	Item code WS	Input	W	Lm	Lm/W	CRI (typ.)	UGR	Pf
Linea 75 HV-FD 2700K 600 Lm 40° Triac dim	912A03XX5A02	912A03XX8A02	220-240V	10,5	600	57	93	14,7	0,99
Linea 75 HV-FD 3000K 600 Lm 40° Triac dim	912A03XX5C02	912A03XX8C02	220-240V	10,3	600	58	93	14,7	0,99
Linea 75 HV-FD 4000K 600 Lm 40° Triac dim	912A03XX5E02	912A03XX8E02	220-240V	10,1	600	59	93	14,7	0,99
Linea 75 HV-FD 2200-3000K 600 Lm 40° Triac dim	912A03XX5G02	912A03XX8G02	220-240V	10,3	600	58	93	14,7	0,99
Linea 75 HV-FD 2700K 600 Lm 80° Triac dim	912A03XX5B02	912A03XX8B02	220-240V	10,5	600	57	93	25,9	0,99
Linea 75 HV-FD 3000K 600 Lm 80° Triac dim	912A03XX5D02	912A03XX8D02	220-240V	10,3	600	58	93	25,9	0,99
Linea 75 HV-FD 4000K 600 Lm 80° Triac dim	912A03XX5F02	912A03XX8F02	220-240V	10,1	600	59	93	25,9	0,99
Linea 75 HV-FD 2200-3000K 600 Lm 80° Triac dim	912A03XX5H02	912A03XX8H02	220-240V	10,3	600	58	93	25,9	0,99

ITEM SPECIFICATIONS (PART B)

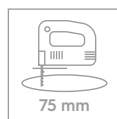
Description	Safety class	Energy class	Weight	Dimensions single carton	Quantity per carton	Expected lifespan (25°C)		
						L70B50	L80B50	L90B50
Linea 75 HV-FD 2700K 600 Lm 40° Triac dim	I	A	332 gr	105x105x61 mm	42 pcs	>70.000 hrs	>70.000 hrs	>54.000 hrs
Linea 75 HV-FD 3000K 600 Lm 40° Triac dim	I	A	332 gr	105x105x61 mm	42 pcs	>70.000 hrs	>70.000 hrs	>54.000 hrs
Linea 75 HV-FD 4000K 600 Lm 40° Triac dim	I	A	332 gr	105x105x61 mm	42 pcs	>70.000 hrs	>70.000 hrs	>54.000 hrs
Linea 75 HV-FD 2200-3000K 600 Lm 40° Triac dim	I	A	332 gr	105x105x61 mm	42 pcs	>70.000 hrs	>70.000 hrs	>54.000 hrs
Linea 75 HV-FD 2700K 600 Lm 80° Triac dim	I	A	332 gr	105x105x61 mm	42 pcs	>70.000 hrs	>70.000 hrs	>54.000 hrs
Linea 75 HV-FD 3000K 600 Lm 80° Triac dim	I	A	332 gr	105x105x61 mm	42 pcs	>70.000 hrs	>70.000 hrs	>54.000 hrs
Linea 75 HV-FD 4000K 600 Lm 80° Triac dim	I	A	332 gr	105x105x61 mm	42 pcs	>70.000 hrs	>70.000 hrs	>54.000 hrs
Linea 75 HV-FD 2200-3000K 600 Lm 80° Triac dim	I	A	332 gr	105x105x61 mm	42 pcs	>70.000 hrs	>70.000 hrs	>54.000 hrs

All values are measured at 230V (+/- 7%)

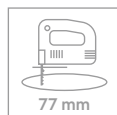
DIMENSIONS



HOLE SIZE



Using CS (concrete) springs (concrete/gyproc)
For 5-60 mm ceiling thickness.
Recess depth 60 mm (incl. 5mm space for air ventilation).



Using WS (wire) springs (gyproc/metal)
For 1-55 mm ceiling thickness.
Recess depth 60 mm (incl. 5mm space for air ventilation).

Manufacturer	Product ID	Type	Power	Wires*	Dimming range				RCS
					HV-IC		HV-FD		
					min %	max %	min %	max %	
ABB-Busch&Jaeger	2250U	R	60-600	2	2,0	63	✓ 0,3	✓ 100	x
ABB-Busch&Jaeger	6523 UR 103	RLC	2-400	2	1,4	88	✓ 0,2	✓ 100	x
ABB-Busch&Jaeger	6523U	RL	2-100	2	x	x	✓ 1,0	✓ 97	x
Casambi	CBU-TED Bluetooth	RC	1-100	3	✓ 0,1	✓ 100	✓ 0,1	✓ 100	x
CTM Lyng	MDimLed	LED	1-200	3	✓ 0,6	✓ 100	✓ 0,0	✓ 100	x
Dimmax (Trump)	420SL	RLC	1-200	3	4,0	✓ 100	2,1	✓ 98	x
Eaton LED	CDAU-01/04	RLC	0-250	3	2,0	✓ 100	2,0	✓ 100	x
Elko	315GLE	RC	20-315	2	1,5	✓ 95	✓ 0,2	✓ 96	x
Elko	400GLI	RL	40-400	2	x	x	✓ 0,0	✓ 98	x
Eltako	EUD61NPN-UC	RLC	400	3	5,5	✓ 100	2,9	✓ 95	x
Gira Berker Jung	2819	R	50-400	2	x	x	✓ 0,7	✓ 99	x
Gira Berker Jung	286610	RL	20-500	2	13,0	✓ 100	21,0	✓ 100	OK
Gira Berker Jung	1183 00/101	RL	20-500	2	1,3	90	✓ 0,0	✓ 99	
Gira Berker Jung	1184 00/101	R	60-200	2	x	x	✓ 0,2	✓ 97	x
L&K	SD 600 nr 531556	RL	10- 500	2	✓ 0,1	87	✓ 0,1	✓ 100	x
Legrand	0 02671	LED	3-75	3	7,4	✓ 96	6,3	✓ 96	
Legrand (Btinico)	L-N-NT4411N	LED	3-75	2	5,2	92	3,4	✓ 95	
Lumiko /Klemko	D-PAF-200-LED	RC	1-200	2	✓ 0,1	93	✓ 0,0	✓ 98	x
Lutron	RRK-R25NE-240	LED	1-250	3	2,0	✓ 96	✓ 0,1	✓ 98	x
Niko	310-016	RL	50-400	2	6,0	✓ 96	2,0	✓ 99	x
Niko	310-017XX	RC	20-250	2	16,0	78	22,4	✓ 95	OK
Niko	310-0190X	Uni	5-325	3	✓ 0,7	✓ 100	✓ 0,0	✓ 98	OK
Niko	310-0260	RL	40-550	2	5,9	86	6,3	✓ 99	x
Niko	310-02701	LED	40-300	2	8,0	74	10,4	✓ 96	OK
Niko	310-0280X	LED	2-100	3	2,2	✓ 100	4,7	✓ 96	OK
Niko	310-0290X	LED	3-300	2	✓ 1,0	82	✓ 0,1	✓ 99	OK
Niko	310-0390X	Uni	3-200	2	1,5	92	✓ 0,0	✓ 95	OK
Niko	310-0490X	LED	4-200	2	✓ 0,8	83	✓ 0,0	✓ 100	x
Niko	330-0700(=330-0701)	LED	5-350	3	✓ 0,7	✓ 100	✓ 0,1	✓ 100	OK
Peha	433	R	20-250	2	✓ 0,1	92	✓ 0,0	94	x
Qbus	Dim02SA/500	uni	2-500	3	2,0	✓ 100	✓ 0,1	✓ 100	OK
RAKO	RMT-500	RC	1-500	3	✓ 0,1	✓ 100	✓ 0,0	✓ 100	OK
RAKO	RMT-PILL	RC	1-250	3	✓ 0,6	✓ 97	✓ 0,1	✓ 98	OK
Schneider Merten Feller	40420	RLC	20-420	2	x	x	✓ 0,8	✓ 100	x
Schneider Merten Feller	40600 RL	RL	20-300	2	✓ 0,1	89	✓ 0,0	✓ 96	x
Schneider Merten Feller	SBD SPL	RL	9-100	2	✓ 0,2	✓ 100	✓ 0,2	✓ 100	
Schneider Merten Feller	SBD600 RL	RL	40-600	2	x	x	✓ 0,0	✓ 96	x
Schneider Merten Feller	SBD600RCRL	RLC	20-600	2	1,3	92	✓ 0,5	✓ 98	x
Simon Electric	DS9T2		5-315	3	✓ 0,2	✓ 97	✓ 0,1	✓ 100	x
Unilamp/Belid	KDT 250 E-1	LED	5-250	2	1,5	70	✓ 0,7	✓ 98	
Unilamp/Luzense	KTD-500 E4	LED	5-500	2	1,6	82	✓ 0,4	✓ 100	x

✓ = Recommended (min <1% / max >95%) x = Absolutely not recommended Please check our website for the latest information.

RCS = Sensitive to Ripple control signals x = Not OK

*** Wires:**

2 = No neutral required; 3 = Neutral required.

Brand combinations:

ABB - Busch & Jaeger

Gira - Berker - Jung

Schneider - Merten- Lauritz Knutzen - Feller