

HO 39 W/830

LUMILUX T5 HO | Tubular fluorescent lamps 16 mm, high output



- Industry
- Public buildings
- Offices
- Tunnels, underpasses
- Car parks

Product benefits

- Excellent luminous flux
- Up to 20 % more economical than LUMILUX T8
- Up to 50 % smaller volume than comparable T8 lamps
- Natural colors

Product features

- Very good lumen maintenance: >90 % throughout the life of the lamp
- Long average life time: up to 24,000 h (with QUICKTRONIC ECG)
- Good color rendering group: 1B (R_a : 80...89)
- Dimmable



Technical data

Electrical data

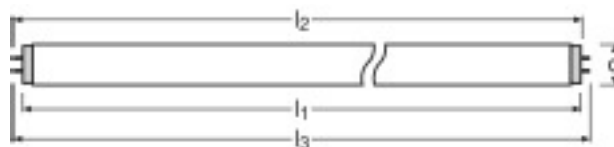
Nominal wattage	39 W
Rated lamp efficacy (HF data)	Under clarification by authority and standardization body
Rated lamp efficacy (standard condition)	82 lm/W
Rated wattage	38 W

Light technical data

Color rendering index Ra	>=80
Rated luminous flux	3100 lm
Luminous flux at 25 °C	3100 lm
Light color	830
Color temperature	3000 K
Nominal luminous flux	3100 lm
Rated LLMF at 2,000 h	0.95
Rated LLMF at 4,000 h	0.92
Rated LLMF at 6,000 h	0.91
Rated LLMF at 8,000 h	0.90
Rated LLMF at 12,000 h	0.90
Rated LLMF at 16,000 h	0.90
Rated LLMF at 20,000 h	0.89

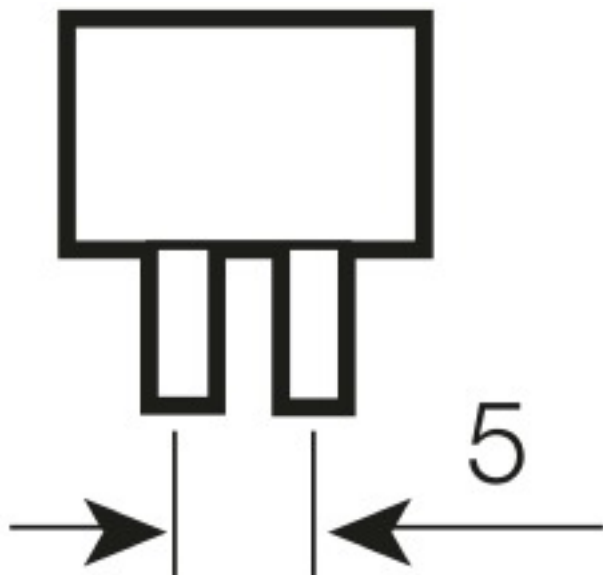
Dimensions & weight

Tube diameter	16 mm
Length	849.0 mm
Length with base excl. base pins/connection	849.00 mm
Diameter	16.0 mm



Product line drawing with letters

Product line drawing - technical



Base

Colors & materials

Lamp mercury content	1.5 mg
----------------------	--------

Temperatures

Rated ambient temp.w.max.luminous flux	35.0 °C
--	---------

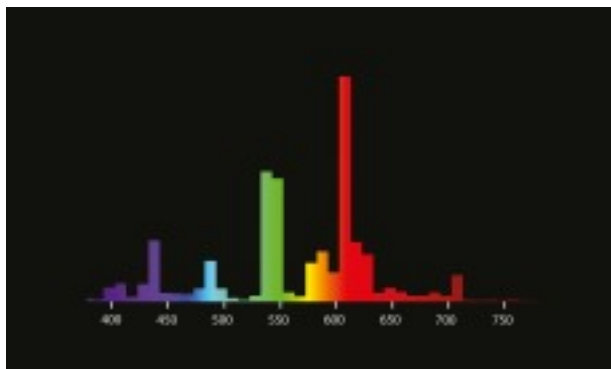
Lifespan

Service life	19000 h ¹⁾
Lifespan	24000 h ¹⁾
Rated lamp survival factor at 2,000 h	0.99
Rated lamp survival factor at 4,000 h	0.99
Rated lamp survival factor at 6,000 h	0.99
Rated lamp survival factor at 8,000 h	0.99
Rated lamp survival factor at 12,000 h	0.99
Rated lamp survival factor at 16,000 h	0.97
Rated lamp survival factor at 20,000 h	0.85
Operation mode LLMF/LSF	HF

¹⁾ With preheat ECG

Additional product data

Base (standard designation)	G5
Appropriate disposal acc. to WEEE	Yes
Footnote used only for product	Suitable for ECG operation only/Lamp designed for internal luminaire temperatures of 30...40 °C; optimum luminous flux achieved at 35 °C



Spectral power distribution

Capabilities

Suitable for indoor	Yes
---------------------	-----

Certificates & standards

EEI – Energy Label	A
--------------------	---

Lamp-ECG combination (System)

QTP-M 1x26-42

Nominal current	0.18 (A)
Nominal wattage	38 (W)
Nominal wattage + Power loss	3.00 (W)
Luminous flux	3100 (lm)
Ambient temperature range	-20...+50 (°C)
Number of lighting outlets	1

Products

QTP-M 1x26-42

QTP5 1x24-39

Nominal current	0.18 (A)
Nominal wattage	38 (W)
Nominal wattage + Power loss	3.00 (W)
Luminous flux	3100 (lm)
Ambient temperature range	-20...+50 (°C)
Number of lighting outlets	1

Products

QTP5 1x24-39

QTP5 2x24-39

Nominal current	0.36 (A)
Nominal wattage	76 (W)
Nominal wattage + Power loss	6.00 (W)
Luminous flux	3100 (lm)
Ambient temperature range	-20...+50 (°C)
Number of lighting outlets	2

Products

QTP5 2x24-39

QTi 1x14/24/21/39 GII

Nominal current	0.18 (A)
Nominal wattage	38 (W)
Nominal wattage + Power loss	3.00 (W)
Luminous flux	3100 (lm)
Ambient temperature range	-20...+50 (°C)
Number of lighting outlets	1

Products

QTi 1x14/24/21/39 GII

QTi 1x21/39 DIM

Nominal current	0.18 (A)
Nominal wattage	39 (W)
Nominal wattage + Power loss	2.80 (W)
Luminous flux	3100 (lm)
Ambient temperature range	+10...+50 (°C)
Number of lighting outlets	1

Products

QTi 1x21/39 DIM

QTi 2x14/24/21/39 GII

Nominal current	0.36 (A)
Nominal wattage	76 (W)
Nominal wattage + Power loss	5.00 (W)
Luminous flux	3100 (lm)
Ambient temperature range	-20...+50 (°C)
Number of lighting outlets	2

Products

QTi 2x14/24/21/39 GII

QTi 2x21/39 DIM

Nominal current	0.36 (A)
Nominal wattage	78 (W)
Nominal wattage + Power loss	4.00 (W)
Luminous flux	3100 (lm)
Ambient temperature range	+10...+50 (°C)
Number of lighting outlets	2

Products

QTi 2x21/39 DIM

QTi DALI 1x21/39 DIM

Nominal current	0.18 (A)
Nominal wattage	39 (W)
Nominal wattage + Power loss	2.80 (W)
Luminous flux	3100 (lm)
Ambient temperature range	+10...+50 (°C)
Number of lighting outlets	1

Products

QTi DALI 1x21/39 DIM

QTi DALI 2x21/39 DIM

Nominal current	0.36 (A)
Nominal wattage	78 (W)
Nominal wattage + Power loss	4.00 (W)
Luminous flux	3100 (lm)
Ambient temperature range	+10...+50 (°C)
Number of lighting outlets	2

Products

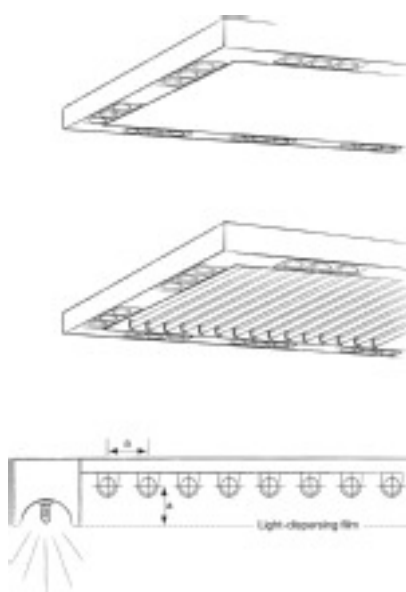
QTi DALI 2x21/39 DIM

System guarantee

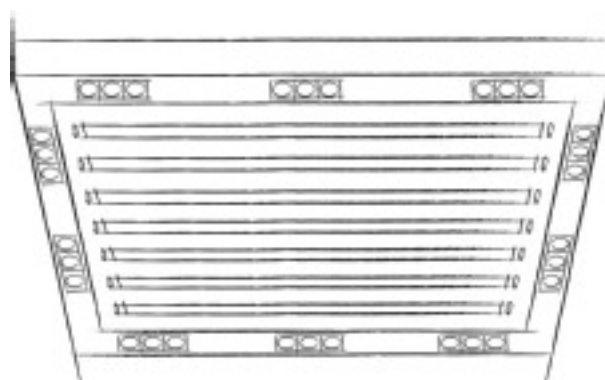
OSRAM System+ Guarantee in combination with OSRAM ECGs

Safety advice

In case of lamp breakage: www.osram.com/brokenlamp



Others graphics



Others graphics



Circuit diagram



Circuit diagram

Logistical Data

Product code	Packaging unit (Pieces/Unit)	Dimensions (height x width x length)	Gross weight	Volume
4050300453552	Unpacked 1	16 mm x 15 mm x 860 mm	86.25 g	0.21 dm ³
4050300453569	Shipping carton box 40	194 mm x 83 mm x 900 mm	3414.00 g	14.49 dm ³
4050300591728	Sleeves 1	23 mm x 18 mm x 870 mm	96.20 g	0.36 dm ³
4050300591735	Shipping carton box 20	110 mm x 90 mm x 887 mm	2134.00 g	8.78 dm ³

References / Links

For more information on QUICKTRONIC electronic control gear go to

▶ www.osram.com/QUICKTRONIC

Disclaimer

Subject to change without notice. Errors and omission excepted. Always make sure to use the most recent release.