

FEATURES

- High CRI LED optimized towards TM30
- ENEC approved drivers
- Warm dim version to 1800K available


SPRINGS

Standard with CS spring (concrete/gyproc). Also available as above with WS spring (gyproc/metal).




COLOURS

Available colours:



Housing	Inside ring
RAL 9016	
Matt white	Gold (XX=61)
Matt white	Silver (XX=63)
Matt white	Copper (XX=64)
Matt white	Black (XX=62)



Housing	Inside ring
RAL 9005	
Matt black	Gold (XX=71)
Matt black	Silver (XX=74)
Matt black	Copper (XX=75)
Matt black	Black (XX=72)

Strada 90 LV

Adjustable

SPECIFICATIONS

Beam angle (FWHM)	24° / 60° / 80°
Fixture material	Housing: Die cast aluminium / Reflector glass: Polycarbonate
Environment	Indoor
IK rate	IK03
Operating temperature (Ta)	-20°C / +45°C
Safety marks	EN60598 / EN62031 / EN62471
EMC compliance	EN55015
Colour consistency (SDCM)	MacAdam step 3
Warranty	7 years * (within the European Union and the countries of the Free Trade Association for products delivered after 1 May 2015)
Safety class	II
Energy class	A

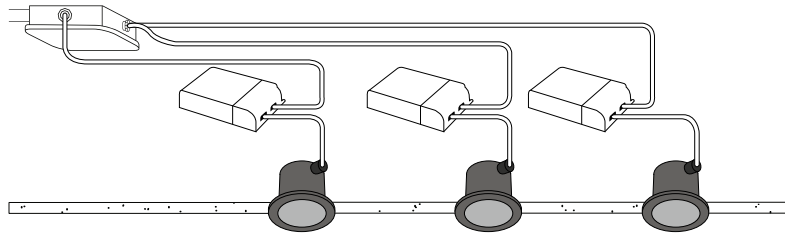
This luminaire contains built-in LED lamps. There are no exchangeable parts inside the luminaire. EU 874/2012



IP20

STRADA 90 LV 2700K

Downlight incl. PSU



ITEM SPECIFICATIONS (PART A)

Description	Item code CS	Item code WS	Type	Input	W	Lm	Lm/W	CRI (typ.)
Strada 90 LV 2700K 1150Lm CRI97 24° No dim	855C03XX4K02	855C03XX9K02	incl. PSU	220-240V	13,8	1150	83	97
Strada 90 LV 2700K 1150Lm CRI97 24° Triac	855C03XX4A02	855C03XX9A02	incl. PSU	220-240V	13,8	1150	83	97
Strada 90 LV 2700K 1150Lm CRI97 24° Dali	855C03XX4B02	855C03XX9B02	incl. PSU	220-240V	13,8	1150	83	97
Strada 90 LV 2700K 1150Lm CRI97 24° Casambi	855C03XX4C02	855C03XX9C02	incl. PSU	220-240V	13,8	1150	83	97
Strada 90 LV 2700K 1150Lm CRI97 60° No dim	855C03XX4L02	855C03XX9L02	incl. PSU	220-240V	13,8	1150	83	97
Strada 90 LV 2700K 1150Lm CRI97 60° Triac	855C03XX4D02	855C03XX9D02	incl. PSU	220-240V	13,8	1150	83	97
Strada 90 LV 2700K 1150Lm CRI97 60° Dali	855C03XX4E02	855C03XX9E02	incl. PSU	220-240V	13,8	1150	83	97
Strada 90 LV 2700K 1150Lm CRI97 60° Casambi	855C03XX4F02	855C03XX9F02	incl. PSU	220-240V	13,8	1150	83	97
Strada 90 LV 2700K 1150Lm CRI97 80° No dim	855C03XX4M02	855C03XX9M02	incl. PSU	220-240V	13,8	1150	83	97
Strada 90 LV 2700K 1150Lm CRI97 80° Triac	855C03XX4G02	855C03XX9G02	incl. PSU	220-240V	13,8	1150	83	97
Strada 90 LV 2700K 1150Lm CRI97 80° Dali	855C03XX4H02	855C03XX9H02	incl. PSU	220-240V	13,8	1150	83	97
Strada 90 LV 2700K 1150Lm CRI97 80° Casambi	855C03XX4J02	855C03XX9J02	incl. PSU	220-240V	13,8	1150	83	97

ITEM SPECIFICATIONS (PART B)

Description	R9	Rf	Rg	R15	UGR	Pf	Ripple	Inrush	B16A
Strada 90 LV 2700K 1150Lm CRI97 24° No dim	93	96	103	99	23.1	0.95	<3%	5A 50µS	50 pcs
Strada 90 LV 2700K 1150Lm CRI97 24° Triac	93	96	103	99	23.1	0.95	<3%	2A 50µS	50 pcs
Strada 90 LV 2700K 1150Lm CRI97 24° Dali	93	96	103	99	23.1	0.95	<3%	1A²S	53 pcs
Strada 90 LV 2700K 1150Lm CRI97 24° Casambi	93	96	103	99	23.1	0.95	<3%	5A 50µS	50 pcs
Strada 90 LV 2700K 1150Lm CRI97 60° No dim	93	96	103	99	24.0	0.95	<3%	5A 50µS	50 pcs
Strada 90 LV 2700K 1150Lm CRI97 60° Triac	93	96	103	99	24.0	0.95	<3%	2A 50µS	50 pcs
Strada 90 LV 2700K 1150Lm CRI97 60° Dali	93	96	103	99	24.0	0.95	<3%	1A²S	53 pcs
Strada 90 LV 2700K 1150Lm CRI97 60° Casambi	93	96	103	99	24.0	0.95	<3%	5A 50µS	50 pcs
Strada 90 LV 2700K 1150Lm CRI97 80° No dim	93	96	103	99	24.5	0.95	<3%	5A 50µS	50 pcs
Strada 90 LV 2700K 1150Lm CRI97 80° Triac	93	96	103	99	24.5	0.95	<3%	2A 50µS	50 pcs
Strada 90 LV 2700K 1150Lm CRI97 80° Dali	93	96	103	99	24.5	0.95	<3%	1A²S	53 pcs
Strada 90 LV 2700K 1150Lm CRI97 80° Casambi	93	96	103	99	24.5	0.95	<3%	5A 50µS	50 pcs

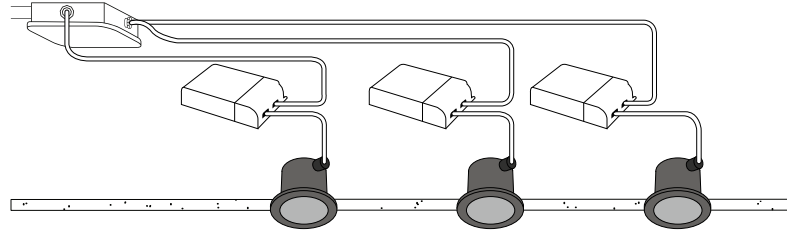
ITEM SPECIFICATIONS (PART C)

Description	Safety class	Energy class	Weight	Dimensions single carton	Quantity per carton	Expected lifespan (25°C)		
						L70B50	L80B50	L90B50
Strada 90 LV 2700K 1150Lm CRI97 24° No dim	II	A	460 gr	160x107x100 mm	18 pcs	>70.000 hrs	>70.000 hrs	>37.000 hrs
Strada 90 LV 2700K 1150Lm CRI97 24° Triac	II	A	460 gr	160x107x100 mm	18 pcs	>70.000 hrs	>70.000 hrs	>37.000 hrs
Strada 90 LV 2700K 1150Lm CRI97 24° Dali	II	A	460 gr	160x107x100 mm	18 pcs	>70.000 hrs	>70.000 hrs	>37.000 hrs
Strada 90 LV 2700K 1150Lm CRI97 24° Casambi	II	A	460 gr	160x107x100 mm	18 pcs	>70.000 hrs	>70.000 hrs	>37.000 hrs
Strada 90 LV 2700K 1150Lm CRI97 60° No dim	II	A	460 gr	160x107x100 mm	18 pcs	>70.000 hrs	>70.000 hrs	>37.000 hrs
Strada 90 LV 2700K 1150Lm CRI97 60° Triac	II	A	460 gr	160x107x100 mm	18 pcs	>70.000 hrs	>70.000 hrs	>37.000 hrs
Strada 90 LV 2700K 1150Lm CRI97 60° Dali	II	A	460 gr	160x107x100 mm	18 pcs	>70.000 hrs	>70.000 hrs	>37.000 hrs
Strada 90 LV 2700K 1150Lm CRI97 60° Casambi	II	A	460 gr	160x107x100 mm	18 pcs	>70.000 hrs	>70.000 hrs	>37.000 hrs
Strada 90 LV 2700K 1150Lm CRI97 80° No dim	II	A	460 gr	160x107x100 mm	18 pcs	>70.000 hrs	>70.000 hrs	>37.000 hrs
Strada 90 LV 2700K 1150Lm CRI97 80° Triac	II	A	460 gr	160x107x100 mm	18 pcs	>70.000 hrs	>70.000 hrs	>37.000 hrs
Strada 90 LV 2700K 1150Lm CRI97 80° Dali	II	A	460 gr	160x107x100 mm	18 pcs	>70.000 hrs	>70.000 hrs	>37.000 hrs
Strada 90 LV 2700K 1150Lm CRI97 80° Casambi	II	A	460 gr	160x107x100 mm	18 pcs	>70.000 hrs	>70.000 hrs	>37.000 hrs

All values are measured at 230V (+/- 7%)

STRADA 90 LV 3000K

Downlight incl. PSU



ITEM SPECIFICATIONS (PART A)

Description	Item code CS	Item code WS	Extra	Input	W	Lm	Lm/W	CRI (typ.)
Strada 90 LV 3000K 1250Lm CRI97 24° No dim	855D03XX4K02	855D03XX9K02	incl. PSU	220-240V	13,8	1250	91	97
Strada 90 LV 3000K 1250Lm CRI97 24° Triac	855D03XX4A02	855D03XX9A02	incl. PSU	220-240V	13,8	1250	91	97
Strada 90 LV 3000K 1250Lm CRI97 24° Dali	855D03XX4B02	855D03XX9B02	incl. PSU	220-240V	13,8	1250	91	97
Strada 90 LV 3000K 1250Lm CRI97 24° Casambi	855D03XX4C02	855D03XX9C02	incl. PSU	220-240V	13,8	1250	91	97
Strada 90 LV 3000K 1250Lm CRI97 60° No dim	855D03XX4L02	855D03XX9L02	incl. PSU	220-240V	13,8	1250	91	97
Strada 90 LV 3000K 1250Lm CRI97 60° Triac	855D03XX4D02	855D03XX9D02	incl. PSU	220-240V	13,8	1250	91	97
Strada 90 LV 3000K 1250Lm CRI97 60° Dali	855D03XX4E02	855D03XX9E02	incl. PSU	220-240V	13,8	1250	91	97
Strada 90 LV 3000K 1250Lm CRI97 60° Casambi	855D03XX4F02	855D03XX9F02	incl. PSU	220-240V	13,8	1250	91	97
Strada 90 LV 3000K 1250Lm CRI97 80° No dim	855D03XX4M02	855D03XX9M02	incl. PSU	220-240V	13,8	1250	91	97
Strada 90 LV 3000K 1250Lm CRI97 80° Triac	855D03XX4G02	855D03XX9G02	incl. PSU	220-240V	13,8	1250	91	97
Strada 90 LV 3000K 1250Lm CRI97 80° Dali	855D03XX4H02	855D03XX9H02	incl. PSU	220-240V	13,8	1250	91	97
Strada 90 LV 3000K 1250Lm CRI97 80° Casambi	855D03XX4J02	855D03XX9J02	incl. PSU	220-240V	13,8	1250	91	97

ITEM SPECIFICATIONS (PART B)

Description	R9	Rf	Rg	R15	UGR	Pf	Ripple	Inrush	B16A
Strada 90 LV 3000K 1250Lm CRI97 24° No dim	96	95	103	100	23.1	0.95	<3%	5A 50µS	50 pcs
Strada 90 LV 3000K 1250Lm CRI97 24° Triac	96	95	103	100	23.1	0.95	<3%	2A 50µS	50 pcs
Strada 90 LV 3000K 1250Lm CRI97 24° Dali	96	95	103	100	23.1	0.95	<3%	1A²S	53 pcs
Strada 90 LV 3000K 1250Lm CRI97 24° Casambi	96	95	103	100	23.1	0.95	<3%	5A 50µS	50 pcs
Strada 90 LV 3000K 1250Lm CRI97 60° No dim	96	95	103	100	24.0	0.95	<3%	5A 50µS	50 pcs
Strada 90 LV 3000K 1250Lm CRI97 60° Triac	96	95	103	100	24.0	0.95	<3%	2A 50µS	50 pcs
Strada 90 LV 3000K 1250Lm CRI97 60° Dali	96	95	103	100	24.0	0.95	<3%	1A²S	53 pcs
Strada 90 LV 3000K 1250Lm CRI97 60° Casambi	96	95	103	100	24.0	0.95	<3%	5A 50µS	50 pcs
Strada 90 LV 3000K 1250Lm CRI97 80° No dim	96	95	103	100	24.5	0.95	<3%	5A 50µS	50 pcs
Strada 90 LV 3000K 1250Lm CRI97 80° Triac	96	95	103	100	24.5	0.95	<3%	2A 50µS	50 pcs
Strada 90 LV 3000K 1250Lm CRI97 80° Dali	96	95	103	100	24.5	0.95	<3%	1A²S	53 pcs
Strada 90 LV 3000K 1250Lm CRI97 80° Casambi	96	95	103	100	24.5	0.95	<3%	5A 50µS	50 pcs

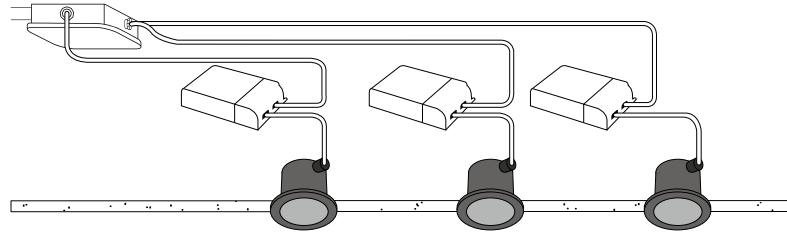
ITEM SPECIFICATIONS (PART C)

Description	Safety class	Energy class	Weight	Dimensions single carton	Quantity per carton	Expected lifespan (25°C)		
						L70B50	L80B50	L90B50
Strada 90 LV 3000K 1250Lm CRI97 24° No dim	II	A	460 gr	160x107x100 mm	18 pcs	>70.000 hrs	>70.000 hrs	>37.000 hrs
Strada 90 LV 3000K 1250Lm CRI97 24° Triac	II	A	460 gr	160x107x100 mm	18 pcs	>70.000 hrs	>70.000 hrs	>37.000 hrs
Strada 90 LV 3000K 1250Lm CRI97 24° Dali	II	A	460 gr	160x107x100 mm	18 pcs	>70.000 hrs	>70.000 hrs	>37.000 hrs
Strada 90 LV 3000K 1250Lm CRI97 24° Casambi	II	A	460 gr	160x107x100 mm	18 pcs	>70.000 hrs	>70.000 hrs	>37.000 hrs
Strada 90 LV 3000K 1250Lm CRI97 60° No dim	II	A	460 gr	160x107x100 mm	18 pcs	>70.000 hrs	>70.000 hrs	>37.000 hrs
Strada 90 LV 3000K 1250Lm CRI97 60° Triac	II	A	460 gr	160x107x100 mm	18 pcs	>70.000 hrs	>70.000 hrs	>37.000 hrs
Strada 90 LV 3000K 1250Lm CRI97 60° Dali	II	A	460 gr	160x107x100 mm	18 pcs	>70.000 hrs	>70.000 hrs	>37.000 hrs
Strada 90 LV 3000K 1250Lm CRI97 60° Casambi	II	A	460 gr	160x107x100 mm	18 pcs	>70.000 hrs	>70.000 hrs	>37.000 hrs
Strada 90 LV 3000K 1250Lm CRI97 80° No dim	II	A	460 gr	160x107x100 mm	18 pcs	>70.000 hrs	>70.000 hrs	>37.000 hrs
Strada 90 LV 3000K 1250Lm CRI97 80° Triac	II	A	460 gr	160x107x100 mm	18 pcs	>70.000 hrs	>70.000 hrs	>37.000 hrs
Strada 90 LV 3000K 1250Lm CRI97 80° Dali	II	A	460 gr	160x107x100 mm	18 pcs	>70.000 hrs	>70.000 hrs	>37.000 hrs
Strada 90 LV 3000K 1250Lm CRI97 80° Casambi	II	A	460 gr	160x107x100 mm	18 pcs	>70.000 hrs	>70.000 hrs	>37.000 hrs

All values are measured at 230V (+/- 7%)

STRADA 90 LV 1800-3000K

Downlight incl. PSU



ITEM SPECIFICATIONS (PART A)

Description	Item code CS	Item code WS	Extra	Input	W	Lm	Lm/W	CRI (typ.)
Strada 90 LV 1800-3000K 1250Lm CRI95 24° Triac	855F03XX4A02	855F03XX9A02	incl. PSU	220-240V	13,8	1250	91	97
Strada 90 LV 1800-3000K 1250Lm CRI95 24° Dali	855F03XX4B02	855F03XX9B02	incl. PSU	220-240V	13,8	1250	91	97
Strada 90 LV 1800-3000K 1250Lm CRI95 24° Casambi	855F03XX4C02	855F03XX9C02	incl. PSU	220-240V	13,8	1250	91	97
Strada 90 LV 1800-3000K 1250Lm CRI95 60° Triac	855F03XX4D02	855F03XX9D02	incl. PSU	220-240V	13,8	1250	91	97
Strada 90 LV 1800-3000K 1250Lm CRI95 60° Dali	855F03XX4E02	855F03XX9E02	incl. PSU	220-240V	13,8	1250	91	97
Strada 90 LV 1800-3000K 1250Lm CRI95 60° Casambi	855F03XX4F02	855F03XX9F02	incl. PSU	220-240V	13,8	1250	91	97
Strada 90 LV 1800-3000K 1250Lm CRI95 80° Triac	855F03XX4G02	855F03XX9G02	incl. PSU	220-240V	13,8	1250	91	97
Strada 90 LV 1800-3000K 1250Lm CRI95 80° Dali	855F03XX4H02	855F03XX9H02	incl. PSU	220-240V	13,8	1250	91	97
Strada 90 LV 1800-3000K 1250Lm CRI95 80° Casambi	855F03XX4J02	855F03XX9J02	incl. PSU	220-240V	13,8	1250	91	97

ITEM SPECIFICATIONS (PART B)

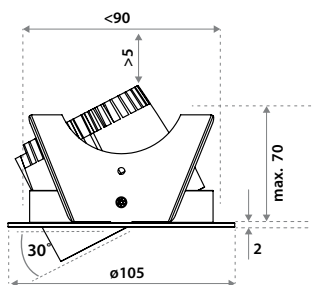
Description	R9	Rf	Rg	R15	UGR	Pf	Ripple	Inrush	B16A
Strada 90 LV 1800-3000K 1250Lm CRI95 24° Triac	96	95	103	100	23.1	0.95	<3%	2A 50µs	50 pcs
Strada 90 LV 1800-3000K 1250Lm CRI95 24° Dali	96	95	103	100	23.1	0.95	<3%	1A²S	53 pcs
Strada 90 LV 1800-3000K 1250Lm CRI95 24° Casambi	97	95	103	99	23.1	0.95	<3%	5A 50µs	50 pcs
Strada 90 LV 1800-3000K 1250Lm CRI95 60° Triac	97	95	103	99	24.0	0.95	<3%	2A 50µs	50 pcs
Strada 90 LV 1800-3000K 1250Lm CRI95 60° Dali	97	95	103	99	24.0	0.95	<3%	1A²S	53 pcs
Strada 90 LV 1800-3000K 1250Lm CRI95 60° Casambi	97	95	103	99	24.0	0.95	<3%	5A 50µs	50 pcs
Strada 90 LV 1800-3000K 1250Lm CRI95 80° Triac	97	95	103	99	24.5	0.95	<3%	2A 50µs	50 pcs
Strada 90 LV 1800-3000K 1250Lm CRI95 80° Dali	97	95	103	99	24.5	0.95	<3%	1A²S	53 pcs
Strada 90 LV 1800-3000K 1250Lm CRI95 80° Casambi	97	95	103	99	24.5	0.95	<3%	5A 50µs	50 pcs

ITEM SPECIFICATIONS (PART C)

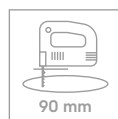
Description	Safety class	Energy class	Weight	Dimensions single carton	Quantity per carton	Expected lifespan (25°C)		
						L70B50	L80B50	L90B50
Strada 90 LV 1800-3000K 1250Lm CRI95 24° Triac	II	A	460 gr	160x107x100 mm	18 pcs	>70.000 hrs	>70.000 hrs	>37.000 hrs
Strada 90 LV 1800-3000K 1250Lm CRI95 24° Dali	II	A	460 gr	160x107x100 mm	18 pcs	>70.000 hrs	>70.000 hrs	>37.000 hrs
Strada 90 LV 1800-3000K 1250Lm CRI95 24° Casambi	II	A	460 gr	160x107x100 mm	18 pcs	>70.000 hrs	>70.000 hrs	>37.000 hrs
Strada 90 LV 1800-3000K 1250Lm CRI95 60° Triac	II	A	460 gr	160x107x100 mm	18 pcs	>70.000 hrs	>70.000 hrs	>37.000 hrs
Strada 90 LV 1800-3000K 1250Lm CRI95 60° Dali	II	A	460 gr	160x107x100 mm	18 pcs	>70.000 hrs	>70.000 hrs	>37.000 hrs
Strada 90 LV 1800-3000K 1250Lm CRI95 60° Casambi	II	A	460 gr	160x107x100 mm	18 pcs	>70.000 hrs	>70.000 hrs	>37.000 hrs
Strada 90 LV 1800-3000K 1250Lm CRI95 80° Triac	II	A	460 gr	160x107x100 mm	18 pcs	>70.000 hrs	>70.000 hrs	>37.000 hrs
Strada 90 LV 1800-3000K 1250Lm CRI95 80° Dali	II	A	460 gr	160x107x100 mm	18 pcs	>70.000 hrs	>70.000 hrs	>37.000 hrs
Strada 90 LV 1800-3000K 1250Lm CRI95 80° Casambi	II	A	460 gr	160x107x100 mm	18 pcs	>70.000 hrs	>70.000 hrs	>37.000 hrs

All values are measured at 230V (+/- 7%)

DIMENSIONS

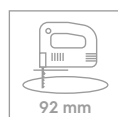


HOLE SIZE



CS springs (concrete/gyproc) for 5-60mm material thickness

CS springs (except Pointerseries) can be used in almost any type of ceiling. Support plates should definitely be used when mounting big downlights in soft mineral ceilings. The spring's slightly bent edge prevents the ceiling material from getting damaged. We recommend making the hole in the ceiling material 10 mm wider than the specified cutout diameter (assuming this doesn't exceed the maximum diameter).



WS springs (gyproc/metal) for 1-40mm material thickness

WS springs are traditional springs that are eminently suited for soft ceiling files in combination with support plates (that cannot be taken out of the ceiling). WS springs are not suitable for concrete ceilings and soft ceiling files without support plates.

NEW STANDARDS REQUIRE NEW LEDS

TM-30 (new color norm): The Illuminating Engineering Society (IES) has published a new Technical Memorandum – TM-30-15 entitled “IES Method for Evaluating Light Source Color Rendition” – that promises to supplant CRI as a color metric. TM-30 relies on separate fidelity and gamut metrics, as well as a set of color samples that is more representative of real-world objects, as opposed to the pastel samples that were primarily used for the baseline CRI metric that was sometimes called Ra. The new color metric is intended to fairly and accurately characterize both LED-based solid-state lighting (SSL) and legacy sources.



Desaturated

CRI = 80 / R_g = 92



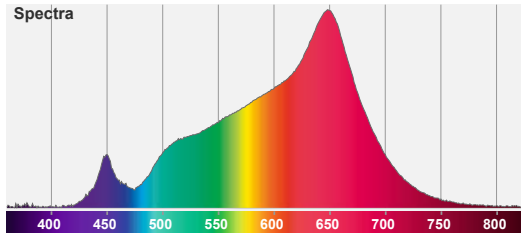
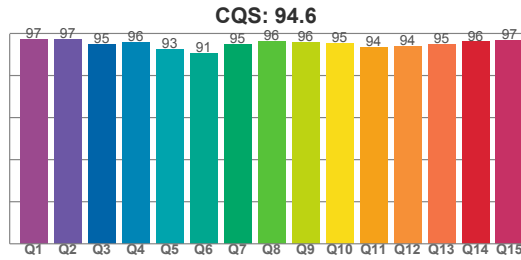
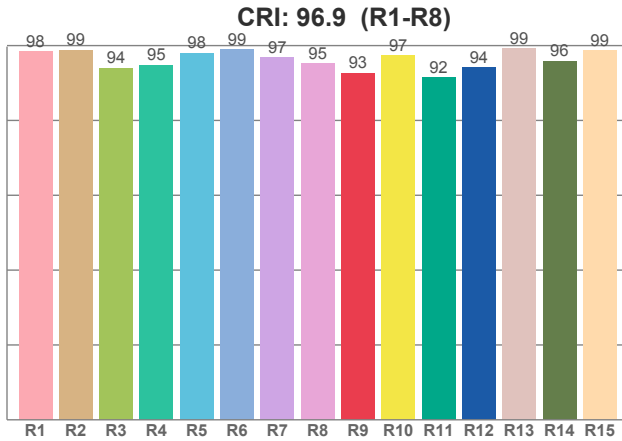
Red-Enhanced

CRI = 98 / R_g = 103

SPECIAL LEDS AVAILABLE

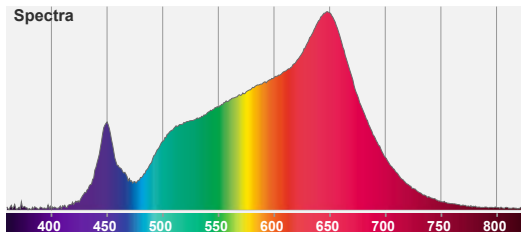
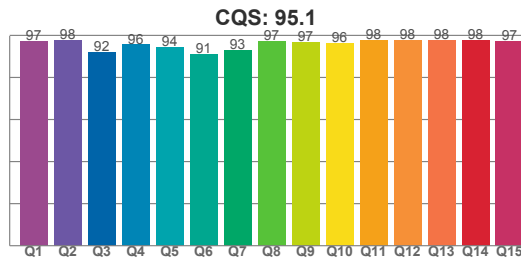
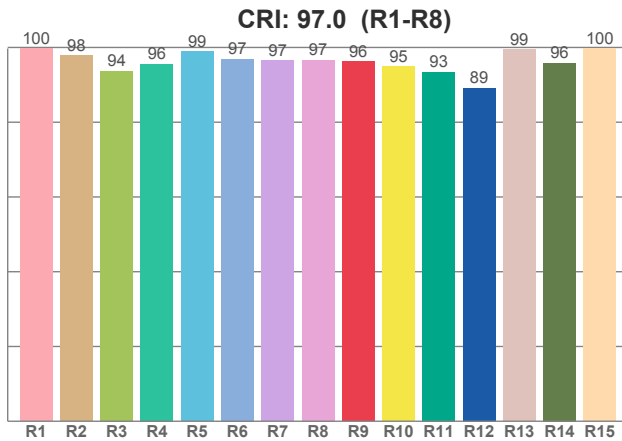
75/90 LV	CCT	CRI	R9	Rf	Rg	R15	TLCI	mA	Lm	W	Lm/W
Standard CRI97	2700K	97	93	96	103	99	97	150 mA	600	5,9	102
Standard CRI97	2700K	97	93	96	103	99	97	250 mA	900	9,8	92
Standard CRI97	2700K	97	93	96	103	99	97	350 mA	1150	13,8	83
Standard CRI97	3000K	97	96	95	103	100	97	150 mA	650	5,9	110
Standard CRI97	3000K	97	96	95	103	100	97	250 mA	950	9,8	97
Standard CRI97	3000K	97	96	95	103	100	97	350 mA	1250	13,8	91
CRI80	2700K	82	5	82	92	75	69	250 mA	1000	9,8	102
CRI80	2700K	82	5	82	92	75	69	350 mA	1350	13,8	98
CRI80	3000K	82	5	81	93	75	66	250 mA	1100	9,8	112
CRI80	3000K	82	5	81	93	75	66	350 mA	1400	13,8	101
CRI80	4000K	82	5	81	93	74	66	250 mA	1150	9,8	117
CRI80	4000K	82	5	81	93	74	66	350 mA	1500	13,8	109
CrispWhite	3000K	90	61	87	102	89	83	350 mA	780	13,8	57
CrispColor	2700K	94	96	93	106	95	93	350 mA	780	13,8	57
CrispColor	3000K	91	93	91	103	96	96	350 mA	825	13,8	60
CrispColor	3250K	93	95	90	101	96	97	350 mA	870	13,8	63
CrispColor	3500K	95	96	91	102	95	96	350 mA	880	13,8	64
CrispColor	4000K	95	96	90	101	95	96	350 mA	1050	13,8	76
CrispColor	5000K	95	96	88	99	94	95	350 mA	850	13,8	62
AtmoSphere	2200K	92	55	90	99	87	88	350 mA	780	13,8	57
Bread & Pastries	2700K	92	54	89	96	86	91	350 mA	770	13,8	56
Produce	3000K	91	93	91	103	96	96	350 mA	725	13,8	53
Red Meat	1800K	82	81	77	119	95	60	350 mA	515	13,8	37
Marbled Meat	3000K	63	32	78	115	46	72	350 mA	475	13,8	34
Fish	6500K	96	96	89	98	94	96	350 mA	825	13,8	60

2700K



CCT	CRI	CRI R9	TM30 Rf	TM30 Rg	CQS
2700K	96.9	92.7	96.0	102.6	94.6

3000K



CCT	CRI	CRI R9	TM30 Rf	TM30 Rg	CQS
3000 K	97.0	96.2	95.0	103.3	95.1