

Montageanweisung  
 Assembly instructions  
 Instructions de montage  
 Montážní návod  
 Montagevejledning  
 Instrucciones de montaje  
 Szerelési utasítás  
 Istruzioni di montaggio  
 Montasje anvisning  
 Montage instructie  
 Instruções de montagem  
 Instrukcja montażu  
 Montageanvisning  
 Asennusohjeet  
 Montaj talimatı  
 Instruțiuni de montaj

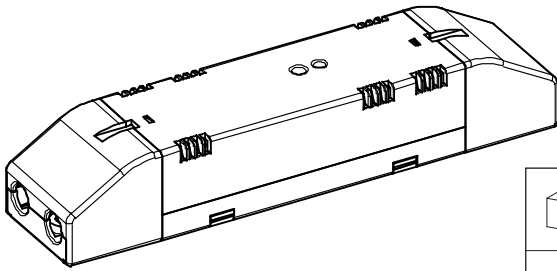
Инструкция по монтажу  
 οδηγία συναρμολόγησης  
 装配说明  
 تعليمات التركيب









Lebensgefahr  
 Danger  
 Danger de mort  
 Nebezpečí  
 Fare  
 Peligro  
 Életveszély  
 Pericolo di morte  
 Fare  
 Levensgevaar  
 Perigo  
 Niebezpieczeństwo  
 Varning  
 Vaara  
 Hayati Tehlike  
 Pericol  
 Опасность  
 κίνδυνος θανάτου  
 危險  
 خطر على الحياة



Montage nur durch Elektrofachkräfte  
 Installation by electricians only  
 Montage uniquement par un électricien  
 Montáž pouze osobami s elektrotechnickou kvalifikací  
 Må kun installeres af en aut. el-installatør  
 Debe ser instalado por un profesional eléctrico  
 Csak szakképzett személy szerelheti  
 Montaggio esclusivamente ad opera di personale specializzato  
 Må monteres av autorisert installatør Gr.L  
 Montage alleen door elektromonteurs  
 Deve ser instalado por um profissional  
 Montaz tylko przez uprawnionych instalatorów  
 Får endast utföras av behörig elektriker  
 Asennus vain sähköasentajan toimesta  
 Sadece uzman kişiler monte edebilir  
 Instalare numai de către electricieni  
 Монтаж может производить только элекрик  
 Εγκατάσταση μόνο από ηλεκτρολόγους  
 仅允许电工安装  
 التركيب فقط من قبل عمال كهرباء اختصاصيين

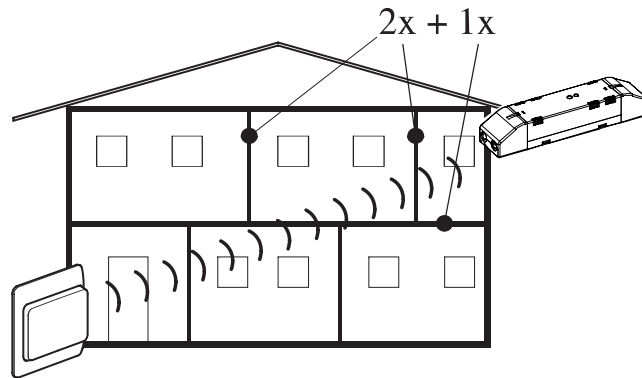
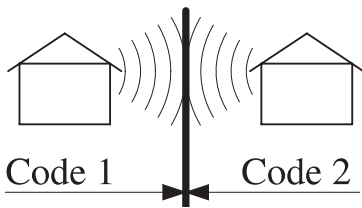
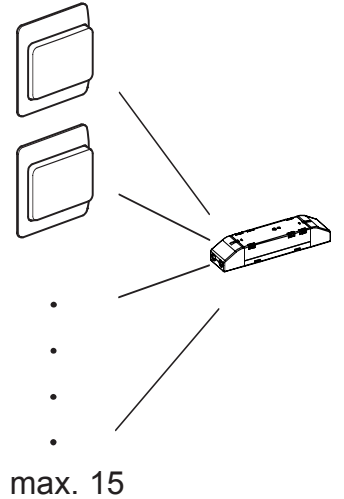
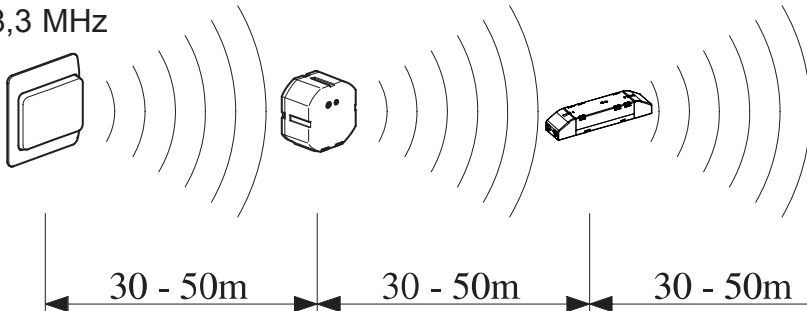



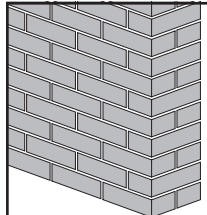
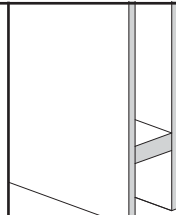
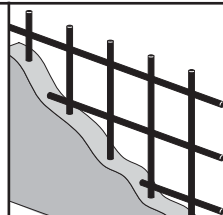


		Min. Version 1.20
		Min. Version 3.5B

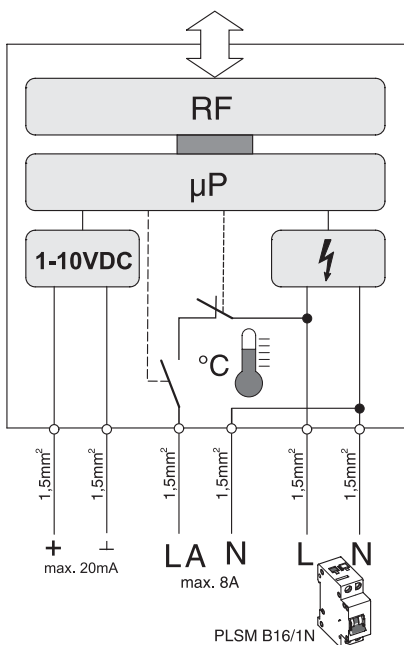
	T=-25°C - +70°C
	T=-5°C - +45°C

IP20

868,3 MHz



					
	~ 60-90%	~ 80-95%	~ 20-60%	~ 0-10%	~ 70-90%



	1,5 mm <sup>2</sup>
	6 mm



Moeller Gebäudeautomation GmbH

## Konformitätserklärung Declaration of Conformity

Wir Moeller Gebäudeautomation GmbH

We (Name des Anbieters / supplier's name)

Eugenia 1  
3943 Schrems, Austria  
(Anschrift / adress)

bescheinigen hiermit, dass das Produkt  
hereby certify that the product

Moeller - Analogaktor  
Moeller - Analog actuator

Type: CAAE...

type-key according actual catalog

auf das sich diese Bescheinigung bezieht, mit der/den folgenden  
Norm(en) oder normativen Dokument(en) übereinstimmt.

to which this certification relates is in conformity with the following standard(s)  
or other normative document(s).

EN301489-3 V1.4.1, EN50090-2-2/96 + A1/02, EN60669-2-1/04,  
EN300220-2 V2.1.1, EN300220-2 V2.1.2, EN50371/02

(Titel und/oder Nr. sowie Ausgabedatum der Norm(en) oder der anderen normativen Dokumente /  
Title and/or number and date of issue of the standard(s) or other normative document(s).)

Gemäß den Bestimmungen der Richtlinie(n)

Following the provisions of the Directive(s)

falls zutreffend / if applicable

Niederspannungsrichtlinie 2006 / 95 / EG

Low Voltage Directive 2006 / 95 / EC

EMV-Richtlinie 2004 / 108 / EG

EMC Directive 2004 / 108 / EC

Radio- und Telekommunikationsendgeräte 99 / 05 / EG

Radio Equipment and Telecommunications Terminal Equipment 99 / 05 / EC

geprüft von / tested by TÜV Austria Services GmbH, Notified Body 0408  
1230 Wien, Deutschstrasse 1  
CTI-Vienna  
1210 Wien, Einzingerasse 4

**CE 0408**

Konformitätserklärung gemäß ISO/IEC 17050-1  
Declaration of conformity according ISO/IEC 17050-1

Schrems, 20.08.2007

(Ort, Datum der Ausstellung / place, date of issue)

(G. Idinger)

(Name und Unterschrift / name and signature)

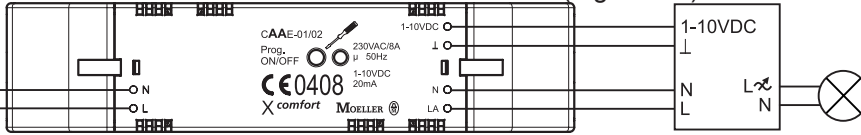
Ing. F. Schröder

Ref: CAAE...



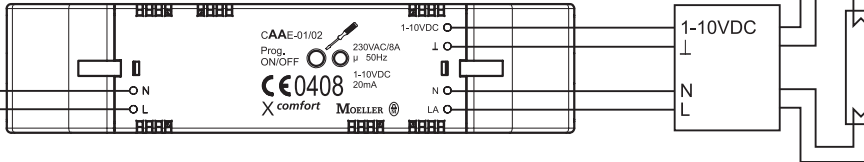
L1 N PE

max. 20m  
(e.g. CAT5)



max. 20m  
(e.g. CAT5)

HF-Ballast  
EVG





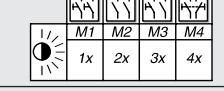


# MOELLER





## RF - SYSTEM

### BASIC - MODE - CARD

www.moeller.at - info.aut@moeller.net

ma-rf-system.qxd/136211012

	CTAA-01/0X CTAA-02/0X
	CBEU-02/0X
	M1 M2 M3 M4 1x 2x 3x 4x
	CRCA-00/0X
	CHSZ-00/0X

	CSAU-01/0X CSAP-01/0X
	CJAU-01/0X
	CDAU-01/0X CDAP-01/0X
	0-10V OUT CAAE-01/0X

