

RNA



RNA - hybrid cabinet >

Data module of hybrid cabinets
for home distribution systems. IP20 / IK05



■ SWING SIDE PANELS

Side panels on both sides of the cabinet are folded for easy installation of mounted components.

All removable and rotating parts are connected according to the standard.



■ DATA DISTRIBUTION

For the installation of data and communication distribution are prepared Keystone Standard modules in which easily fit any cables.



■ POWER SUPPLY

On the opposite side of the data distribution system is preparation for the installation of the power system 230 V. According to the size of the cabinet there is a prepared opening for mounting classic sockets (with protective plastic box) and 1 or 10" 1U mounting opening extended for the possibility to install up to three common sockets.

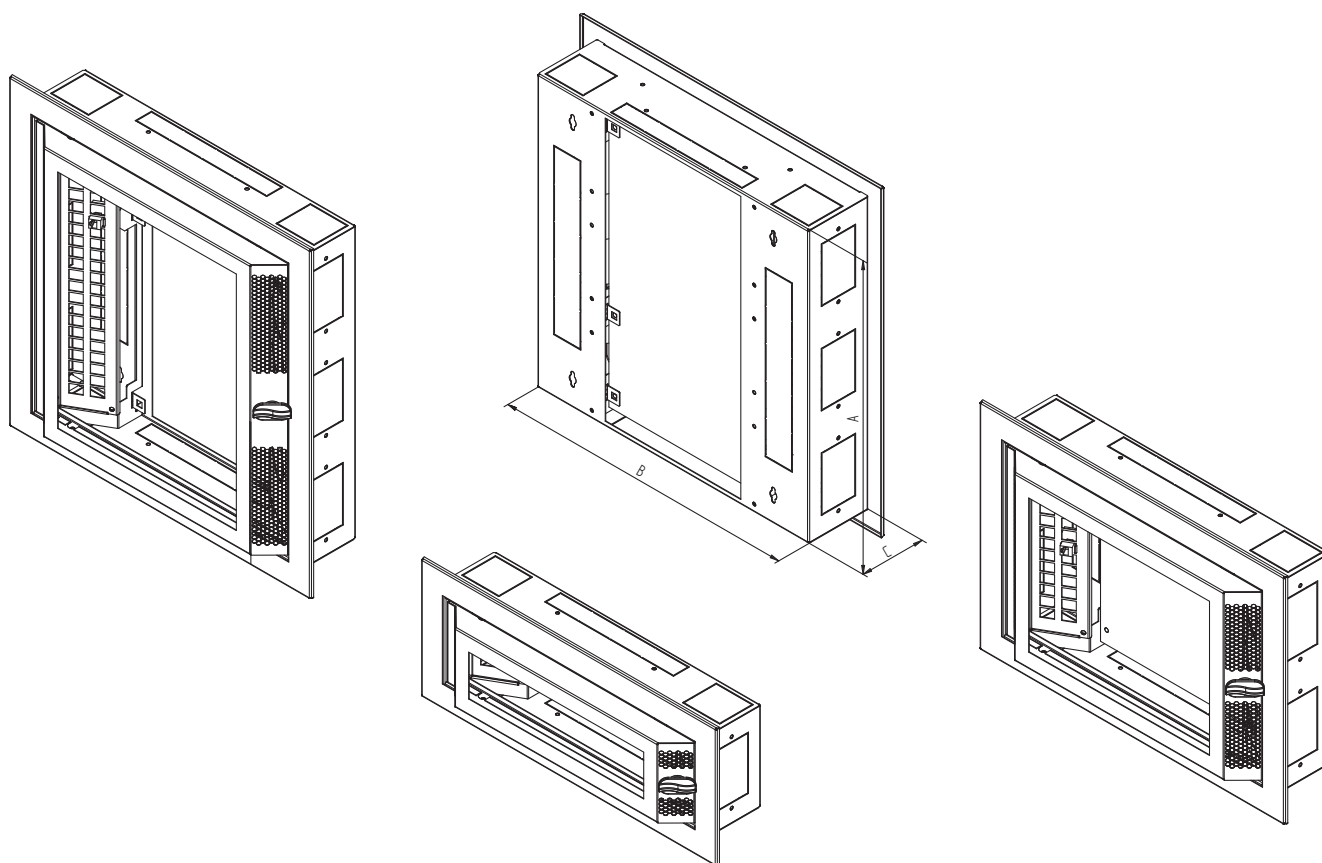



Data cabinet is designed to accomplish all home cable distribution and installation of active elements.

It is possible here to connect Internet, TV and satellite distribution systems, audio, as well as traditional telephone and ADSL connections. Plastic door panels and the entire structure support installation of WiFi devices.

Cable entries on the top, bottom and both sides of the cabinet allow it's mounting into larger assemblies with other cabinets of this series including power distribution cabinets. The doors of the cabinet are raised upward to ensure the necessary bending radius of the cables, including fiber cables. Perforation on the sides helps cooling of installed active elements. Installation of equipment with self-tapping screws on the inner plastic plate is quick and easy. Cabinets are supplied in modular height where one module occupies 166 mm. Power distribution cabinets of this series are in these modules as well. Width and depth of the cabinet is the same for all heights. The cabinet is universal for mounting on the wall or under the wall plaster. For installation in a recess in the wall is available a cover frame.

Thanks to the modularity can be used for example 2 modules high data part and 1 module electro, all covered with 3 modular frame.



RNA

TYPE	External dimensions (mm)			Span for hanging		Number of modules	10" mounting opening for sockets	Opening for sockets	Weight brutto (kg)	Weight netto (kg)
	A	B	C	R1	R2					
69 729 38	166	500	110	76	390	2 x 4	0	1	4,6	4,4
69 729 39	333	500	110	243	390	2 x 13	1	0	6,7	6,4
69 729 41	500	500	110	410	390	2 x 22	1	1	7	6,7

Recess for installation cabinet in the wall must be about 15-20 mm larger in each direction than the size of the cabinet.



DATA CABINET RNA

■ DESCRIPTION, PURPOSE, USE

- IP20 / IK05
- Cabinet hangs directly on the wall or can be installed in a prepared recess in the wall.
- Cabinet is designed for individual assembly or with cabinet SNA.
- Cabinet construction:
 - welded frame from 1 mm thick sheet steel combined with plastic PEHD 8 mm.
 - frame door combined with steel of 1 mm thickness and plastic PP-H 1,5 mm.
- Cabinet doors have a frame connected by earthing wires which must be properly fixed and inserted into the connectors for the duration of the cabinet's use.
- On the bottom part of the cabinet is an M8 size earthing bolt.
- Cable openings covered with breakout-type blanking panels are placed in the top and the bottom of the cabinets, as well as on the sides.
- Maximum permissible load – cabinet: 20 kg; door: 2 kg.

■ OPERATING CONDITIONS

- Operating environment:
 - houses, private residences
 - cabinets are not intended for outdoor installation or installation in environments which could adversely affect the functionality of the cabinet and the equipment installed in it (such as an environment where there is a danger of explosions or a damp or humid environment)
- Must be protected against:
 - physical damage
 - improper handling
 - other uses than the one it was intended for
- Improper handling means primarily:
 - overloading (exceeding the maximum recommended loading capacity)
 - installing equipment which could adversely affect the operation and functionality of the cabinet or other installed devices
 - interference with the construction or design of the cabinet

■ ASSEMBLING THE CABINET

- This type of cabinet hangs directly on the wall, held in place by screws, anchors and washers.
- Can be also installed in a prepared recess in a wall using standard construction methods.
- To ensure the maximum recommended loading capacity, it is necessary to fix the cabinet securely to a wall of corresponding capacity (brick, concrete or similar) and to install all equipment inside in such a way as to evenly spread out the weight of the equipment.


■ ENVIRONMENTAL PROTECTION

- All parts are made from recyclable materials and after decommissioning the cabinet, it will need to be disposed of according to relevant regulations.

■ CERTIFICATION AND COMPLIANCE

- This product fully meets the standards of ČSN EN 62208 ed. 2 (357040), (EN 62208:2011), (idt IEC 62208:2011).





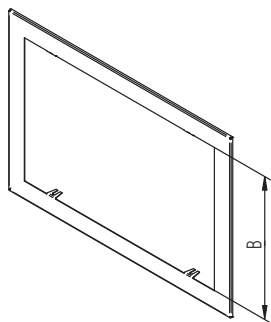
00000110010001111010

Accessories >

Accessories for RNA and SNA cabinets.



ACCESSORIES FOR RNA AND SNA CABINETS



■ Set for wall assembly

of home/data cabinet, RAL 9003 smooth, glossy.

Type	height B (mm)
RAY-NF-X01-X1	166
RAY-NF-X02-X1	333
RAY-NF-X03-X1	500
RAY-NF-X04-X1	666
RAY-NF-X05-X1	833
RAY-NF-X06-X1	1000



■ RAX-NJ-X01-X1

Installation kit for connecting home/data cabinet.