

Description

Multifix Ceiling boxes are available in many versions to adjust to the installation situation. You can for instance get them with two different c/c distances for electric ceiling fittings, 70 and 78 mm, and with various stub heights, i.e. various distances between the stub and the front edge of the box.

The c/c 70 mm box is provided with eight stubs for Ø16 mm conduits; the three bigger sizes also have two for Ø20 mm conduits. All sizes have four knock-outs at the bottom, two for Ø16 mm and two for Ø20 mm conduits. For a safe suspension of heavy light fittings, the boxes are provided with fixing lugs along the sides of the box. The lugs are completed by a threaded hole for the ceiling outlet inside the box.

The c/c 78 mm box has a side interface that suits accessories like stubs or strain relief devices. The box is available without stubs, with flexible or with rigid stubs. It is intended for the Finnish market.

All boxes are provided with cover.

Standards & approvals

Standards	IEC 695-2-1, Glow wire test
	IEC 60670-1
	NEMKO NEK 516:82
	FIMKO EMKO TUI (23B) FI 241/92-01 and SFS 3717:1981
Approvals	SEMKO, NEMKO, FIMKO.

Patents & certificates

Patents	Material: Flame retardant polymer composition (Altair), EP1198499 (A1)
---------	--

Material data

PE-HD (Altair: polyethylene, high density)	Density	1.36 g/cm ³
	Flammability prop.	Passed glow wire test, 850°C
	Colour spec.	Schneider grey 1 (box)
PE-HD (polyethylene, high density)	Density	0.95 g/cm ³
	Colour spec.	ISC grey 11 (dark grey: flexible stubs)
PA6 (polyamide)	Density	1.14 g/cm ³
	Colour spec.	<ul style="list-style-type: none"> ISC grey 11 (dark grey: rigid stubs) Schneider grey 1 (ext.rings) White NCS 0502-B (cover plate)
PC/ABS (polycarbonate/acrylonitrile butadiene styrene)	Density	1.14 g/cm ³
	Colour spec.	<ul style="list-style-type: none"> Schneider grey 1 (box) Green NCS 3060-B90G (sep.wall)

Operative data

Temperature range	Operating temperature from -25°C to +90°C
Degree of protection	IP20
Suitable outdoors	Not suitable

Mounting instruction


Art.No. 0075217 / 20032842	Ceiling box (FI)
Art.No. 20032843	Extension ring for ceiling box (FI)
Art.No. 20058121	Distance fixing

Product Environmental Facts










Product Environmental Fact files are available on PI@net.

Package info

Package information is included in the Prodat file, which is available in the SAP system. Package information can also be obtained from the responsible factory.



Ceiling boxes

	Type	Colour	Dimensions A/B/C (mm)		Qty per package	EAN code	Internal ID-No.	Target market	Ref. No.
	Ceiling box with stubs and knock-outs, c/c 70 mm								
	Ceiling box, 32 mm high, with cover and pre-mounted 32 mm fixing screws. Screw M4x30 mm for the mounting of lamp fixing, c/c 70 mm. Eight integrated stubs (4x2) Ø16 mm with sealings. Distance between stubs and the front edge of the box: 13 mm. Four knock-outs at the bottom of the box, 2x Ø16 mm + 2x Ø20 mm. Material: PE-HD.								
P113113		Ceiling box, 32 mm	Grey	34/145/145	50	3606480160523	20061583	SE, NO	IMT36338
	Ceiling box, 42 mm high, with cover and pre-mounted 32 mm fixing screws. Screw M4x30 mm for the mounting of lamp fixing, c/c 70 mm. Eight integrated stubs (4x2) Ø16 mm with sealings. Distance between stubs and the front edge of the box: 23 mm. Four knock-outs at the bottom of the box, 2x Ø16 mm + 2x Ø20 mm. Material: PE-HD.								
P113114		Ceiling box, 42 mm	Grey	44/145/145	50	3606480160530	20061584	NO	IMT36339
	Ceiling box, 50 mm high, with cover. Fixing device for the mounting of lamp fixing M4, c/c 70 mm. Eight integrated stubs (4x2) Ø16 mm and two stubs Ø20 mm with sealings. Distance between stubs and the front edge of the box: 26 mm. Four knock-outs at the bottom of the box, 2x Ø16 mm + 2x Ø20 mm. Material: PE-HD.								
P113116		Ceiling box, 50 mm	Grey	52/145/145	50	3606480160547	20061585	SE, NO	IMT36340
	Ceiling box, 77 mm high, with cover. Fixing device for the mounting of lamp fixing M4, c/c 70 mm. Eight integrated stubs (4x2) Ø16 mm and two stubs Ø20 mm with sealings. Distance between stubs and the front edge of the box: 53 mm. Four knock-outs at the bottom of the box, 2x Ø16 mm + 2x Ø20 mm. Material: PE-HD.								
P113119		Ceiling box, 77 mm	Grey	78/145/145	50	3606480160554	20061586	SE, NO	IMT36341
	Ceiling box, 110 mm high, with cover. Fixing device for the mounting of lamp fixing M4, c/c 70 mm. Eight integrated stubs (4x2) Ø16 mm and two stubs Ø20 mm with sealings. Distance between stubs and the front edge of the box: 85 mm. Four knock-outs at the bottom of the box, 2x Ø16 mm + 2x Ø20 mm. Material: PE-HD.								
P113118		Ceiling box, 110 mm	Grey	111/145/145	25	3606480162060	20061775	SE	IMT36342
	Ceiling box without stubs, c/c 78 mm								
	Ceiling/junction box c/c 78 mm without stubs or openings. Supplied with cover and two metal screw bushings. Material: PC/ABS.								
P113107		Ceiling box	Grey	95/58/95	60	3606480164248	20061414	FI	IMT36213
	Ceiling box with flexible stubs, c/c 78 mm								
	Ceiling box c/c 78 mm with eight flexible Ø16/20 mm combi-stubs. Supplied with cover and two metal screw bushings. Stubs provided with locking tabs of stainless steel. Material: PC/ABS.								
P113105		Ceiling box, flexible stubs	Grey	190/58/190	25	3606480164224	20061412	FI	IMT36211
	Ceiling box with rigid stubs, c/c 78 mm								
	Ceiling box c/c 78 mm with eight rigid Ø16/20 mm combi-stubs. Supplied with cover and two metal screw bushings. Stubs provided with locking tabs of stainless steel. Material: PC/ABS.								
P113106		Ceiling box, rigid stubs	Grey	156/58/156	25	3606480164231	20061413	FI	IMT36212

Accessories

P112665

